

State of Vermont

**Historical Results  
for State Senate and State  
Representative Primaries**

1992 - 2000

Compiled from Canvassing Committee Reports

OFFICIAL REPORT OF THE CANVASSING COMMITTEE

For Representative District Orange 2

Primary Election, September 12, 2000

In accordance with 17 V.S.A. §§ 2368-2371, we have met and canvassed the returns of votes for major party nominations for the Office of State Representative cast at the September 12, 2000 Primary Election as filed with us. For nomination of State Representative, the following results were tallied (write additional write-ins on back please):

AMENDED 9/18/00  
Democratic

	Name	Votes Received:
Candidate(s):	✓ <u>Bob Bland</u>	<u>213</u> *
[mark winners with asterisk (*) please]	<u>White 1</u>	<u>1</u>
	<u>Wenters 5, 3, 4, 4</u>	<u>16</u>
	<u>Kennedy 3, 5, 1</u>	<u>9</u>
TOTAL:	✓ <u>Milne 14, 2, 19, 8</u>	<u>43</u> *
	<u>Kennedy 4</u>	<u>4</u>
Write-ins:	<u>Hugh Polce 1</u>	<u>1</u>
	<u>Richard Hutchins 1</u>	<u>1</u>
TOTAL:	<u>Victoria Taylor 1</u>	<u>1</u>
		<u>289</u>

Republican

	Name	Votes Received:
Candidate(s):	✓ <u>Sylvia Kennedy</u>	<u>1417</u> *
[mark winners with asterisk (*) please]	<u>Marion Milne</u>	<u>582</u>
	✓ <u>Philip Wenters</u>	<u>1304</u> *
	<u>Robert Bland 6, 1, 3, 1, 1, 2</u>	<u>14</u>
TOTAL:	<u>Ernest Kennedy</u>	<u>1</u>
	<u>Linda Hubon</u>	<u>1</u>
Write-ins:	<u>Marion Delmon 1</u>	<u>1</u>
	<u>Kearse 2</u>	<u>2</u>
TOTAL:	<u>Scott 1</u>	<u>1</u>
		<u>13</u>


Over.

We completed the canvass of votes for this office on September 15, 2000

3336

Gloria Graham  
Representative District Clerk

Evelyn J. Botte  
Other Election Official



Republican Writings

Acnell - 1

Randall - 1

C Howe 1

L Corwin 1

M McDonald 1 3

Philip Argell J. 1

Steven Webster 1

Wm Cannon 1


Beth Kells 1

Adam Boyce 1

---

13

**OFFICIAL REPORT OF THE CANVASSING COMMITTEE**  
 For Representative District Orange 2  
 Primary Election, September 12, 2000



In accordance with 17 V.S.A. §§ 2368-2371, we have met and canvassed the returns of votes for major party nominations for the **Office of State Representative** cast at the September 12, 2000 Primary Election as filed with us. For nomination of State Representative, the following results were tallied (write additional write-ins on back please):

*See amended return*

**Democratic**

Name	Votes Received:
Candidate(s): <u>Bob Bland</u>	<u>213 *</u>
[mark winners with asterisk (*) please] <u>White 1</u>	<u>1</u>
<u>Wentus 5, 3, 4, 4</u>	<u>16</u>
<u>Kennedy 3, 5, 1</u>	<u>9</u>
<u>M. Milne 14, 2, 19, 8</u>	<u>43</u>
TOTAL: <u>Kennedy 4</u>	<u>4</u>
Write-ins: <u>Hugh Pierce 1</u>	<u>1</u>
<u>Richard Hutchins 1</u>	<u>1</u>
TOTAL: <u>Victoria Taylor 1</u>	<u>1</u>
	<u>289</u>

**Republican**

Name	Votes Received:
Candidate(s): <u>Sylvia Kennedy</u>	<u>1417 *</u>
[mark winners with asterisk (*) please] <u>Marion Milnet</u>	<u>582</u>
<u>Philip Wentus</u>	<u>1304 *</u>
<u>Robert Bland 6, 1, 3, 1, 1, 2</u>	<u>14</u>
TOTAL: <u>Ernest Kennedy</u>	<u>1</u>
<u>Sada Pearson</u>	<u>1</u>
Write-ins: <u>Marion Salmon 1</u>	<u>1</u>
TOTAL: <u>Kearse 2</u>	<u>2</u>
<u>Scott 1</u>	<u>1</u>
	<u>13</u>
<i>Over</i>	<u>3336</u>

We completed the canvass of votes for this office on September 15, 2000

Glaucia G. Gaudin  
 Representative District Clerk

Evelyn J. Bortz  
 Other Election Official

Republican Write in

O'Neill -1

Randall -1

C Howe 1

L Curwin 1

M McDonald 1 3

Philip Argall Jr. 1

Steven Webster 1

Wm Cannon 1

Beth Bello 1

Adam Boyce 1

---

13

**OFFICIAL REPORT OF THE CANVASSING COMMITTEE**  
**For Representative District Orange 3**  
**Primary Election, September 12, 2000**

SECRETARY OF STATE

SEP 16 2000

In accordance with 17 V.S.A. §§ 2368-2371, we have met and canvassed the returns of votes for major party nominations for the **Office of State Representative** cast at the September 12, 2000 Primary Election as filed with us. For nomination of State Representative, the following results were tallied (write additional write-ins on back please):

**Democratic**

Name	Votes Received:
Candidate(s): <input checked="" type="checkbox"/> * Wayne G. Kenyon	237
[mark winners with asterisk (*) please]	
TOTAL:	
Write-ins: Neil Randall	13
Cannes	1
TOTAL:	255

**Republican**

Name	Votes Received:
Candidate(s): <input checked="" type="checkbox"/> * Neil Randall	526
[mark winners with asterisk (*) please]	
TOTAL:	
Write-ins: Sylvia Kennedy	1
Wayne Kenyon	42
TOTAL:	574

We completed the canvass of votes for this office on September 15, 2000

Louise M. Allen  
 Representative District Clerk

Marianne McChase  
 Other Election Official

Mail to: Secretary of State's Office; Attn: Elections; 26 Terrace St., Montpelier VT 05609-1101

Democratic:

Write-Ins:

Ide	_____	3
Jack Leamonth	_____	1
Total		4

Republican:

Write-Ins:

Harvey Otterman	_____	1
Chris Jones	_____	1
Satin	_____	1
Longo	_____	1
Johnson	_____	1
Total		5

OFFICIAL REPORT OF THE CANVASSING COMMITTEE  
 For Representative District ORANGE 4  
 Primary Election, September 12, 2000

In accordance with 17 V.S.A. §§ 2368-2371, we have met and canvassed the returns of votes for major party nominations for the Office of State Representative cast at the September 12, 2000 Primary Election as filed with us. For nomination of State Representative, the following results were tallied (write additional write-ins on back please):

Democratic

	Name	Votes Received:
Candidate(s): [mark winners with asterisk (* please)]	* <u>JIM MASLAND</u>	<u>414</u>
TOTAL:		
Write-ins:	<u>MARY DALY</u>	<u>3</u>
	<u>T LAKIN</u>	<u>1</u>
TOTAL:	<u>P KEARNEY</u>	<u>1</u>
		<u>5</u>

Republican

	Name	Votes Received:
Candidate(s): [mark winners with asterisk (* please)]	* <u>MARY DALY</u>	<u>487</u>
TOTAL:		
Write-ins:	<u>JIM MASLAND</u>	<u>13</u>
	<u>JACK DUHARME</u>	<u>1</u>
TOTAL:	<u>EVEL BARRETT</u>	<u>1</u>
	<u>SAEISHA DITNE</u>	<u>1</u>
	<u>PETER BERGER</u>	<u>1</u>
		<u>17</u>

We completed the canvass of votes for this office on September 15, 2000

Ledette C. Hayward  
 Representative District Clerk

Laurie A. Ingalls  
 Other Election Official

Mail to: Secretary of State's Office; Attn: Elections; 26 Terrace St., Montpelier VT 05609-1101



**OFFICIAL REPORT OF THE CANVASSING COMMITTEE**  
**For Representative District Orange-Caledonia 1**  
**Primary Election, September 12, 2000**

In accordance with 17 V.S.A. §§ 2368-2371, we have met and canvassed the returns of votes for major party nominations for the **Office of State Representative** cast at the September 12, 2000 Primary Election as filed with us. For nomination of State Representative, the following results were tallied (write additional write-ins on back please):

**Democratic**

Candidate(s): [mark winners with asterisk (* please)]	Name	Votes Received:
	* Al Stevens	165
	_____	_____
	_____	_____
	_____	_____
<b>TOTAL:</b>		<u>165</u>
<b>Write-ins:</b>	Harvey Otterman-6; Boots Wardinski-4; William Ellithorpe-6	
	S Kennedy - 1	
<b>TOTAL:</b>		<u>17</u>

**Republican**


Candidate(s): [mark winners with asterisk (* please)]	Name	Votes Received:
	William Ellithorpe, Jr	417
	*Harvey B. Otterman, Jr	425
	_____	_____
	_____	_____
<b>TOTAL:</b>		<u>842</u>
<b>Write-ins:</b>	Al Stevens - 16; Boots Wardinski -1	
	Jack Anderson -1	
<b>TOTAL:</b>		<u>18</u>

We completed the canvass of votes for this office on September 15, 2000

*Barbara M Welch*  
 Representative District Clerk

*May P Collins*  
 Other Election Official

Mail to: Secretary of State's Office; Attn: Elections; 26 Terrace St., Montpelier VT 05609-1101



**OFFICIAL REPORT OF THE CANVASSING COMMITTEE**  
**For Representative District ORLEANS 1**  
**Primary Election, September 12, 2000**

in accordance with 17 V.S.A. §§ 2368-2371, we have met and canvassed the returns of votes for major party nominations for the **Office of State Representative** cast at the September 12, 2000 Primary Election as filed with us. For nomination of State Representative, the following results were tallied (write additional write-ins on back please):

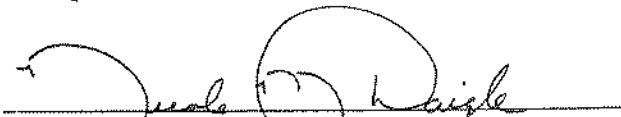
**Democratic**


Name	Votes Received:
Candidate(s): ✓ *DIANE MOORE	139
[mark winners ✓ *BARBARA POSTMAN	195
with asterisk	
(*) please]	
TOTAL:	334
Write-ins:	
JOSEPH SALTSMAN	11
NANCY SHELTRA	37
ROBERT WALKER	22
DUNCAN KILMARTIN	1
LOREN SHAW	46
	TOTAL 117

**Republican**


Name	Votes Received:
Candidate(s): JOSEPH SALTSMAN	398
[mark winners ✓ *LOREN T. SHAW	961
with asterisk ✓ *NANCY J. SHELTRA	968
(*) please] ROBERT T. WALKER	425
TOTAL:	2,752
Write-ins:	
DIANE POSTMAN	3
BARBARA POSTMAN	56
DIANE MOORE	20
BRIAN SMITH	1
MARK EMMONS	4
DUNCAN KILMARTIN	85
	TOTAL

We completed the canvass of votes for this office on September 15, 2000

  
 Representative District Clerk

  
 Other Election Official

Mail to: Secretary of State's Office; Attn: Elections; 26 Terrace St., Montpelier VT 05609-1101



CANDIDATE	BROWNINGTON	CHARLESTON	DERBY	HOLLAND	MORGAN	TOTAL
JOSEPH SALTSMAN	34	50	228	26	60	398
LOREN SHAW	102	155	537	70	97	961
NANCY J. SHELTRA	106	148	512	79	123	968
ROBERT WALKER	58	50	255	25	37	425
WRITE INS						0
BARBARA POSTMAN	5	2	47	2		56
DIANE POSTMAN			1		2	3
DIANE MOORE	2		17		1	20
BRIAN SMITH			1			1
MARK EMMONS			1			1
DUNCAN KILMARTIN	2		2			4
						0
						0
OVER VOTES	1	0	14		2	17
UNDER VOTES	68	35	201	22	22	348
						0
						0
TOTAL BALLOTS CAST	378	440	1816	224	344	3202

CANDIDATE	BROWNINGTON	CHARLESTON	DERBY	HOLLAND	MORGAN	TOTAL
BARBARA POSTMAN	27	18	119	11	20	195
DIANE MOORE	11	11	89	10	18	139
						0
						0
<b>WRITE INS</b>						0
DUNCAN KILMARTIN			1			1
JOSEPH SALTSMAN		3	8			11
LOREN SHAW		1	42	1	2	46
NANCY SHELTRE	1	2	32	2		37
ROBERT WALKER		1	20		1	22
						0
						0
OVER VOTES	1	1	4	0		6
UNDER VOTES	26	19	97	18	35	195
						0
<b>TOTAL BALLOTS CAST</b>	<b>66</b>	<b>56</b>	<b>412</b>	<b>42</b>	<b>76</b>	<b>652</b>

**OFFICIAL REPORT OF THE CANVASSING COMMITTEE**  
**For Representative District Orleans 2**  
**Primary Election, September 12, 2000**

SECRETARY OF STATE

SEP 16 2000

In accordance with 17 V.S.A. §§ 2368-2371, we have met and canvassed the returns of votes for major party nominations for the **Office of State Representative** cast at the September 12, 2000 Primary Election as filed with us. For nomination of State Representative, the following results were tallied (write additional write-ins on back please):

**Democratic**

Name		Votes Received:
------	--	-----------------

Candidate(s): [mark winners with asterisk (* ) please]	<table border="0" style="width:100%"> <tr> <td style="width:5%">✓</td> <td style="width:55%">* Reynold R. Choiniere</td> <td style="width:40%">222</td> </tr> <tr><td> </td><td> </td><td> </td></tr> <tr><td> </td><td> </td><td> </td></tr> <tr><td> </td><td> </td><td> </td></tr> <tr><td> </td><td> </td><td> </td></tr> <tr><td> </td><td> </td><td> </td></tr> <tr> <td>TOTAL:</td> <td> </td> <td>222</td> </tr> </table>	✓	* Reynold R. Choiniere	222																TOTAL:		222	
✓	* Reynold R. Choiniere	222																					
TOTAL:		222																					

Write-ins:	<table border="0" style="width:100%"> <tr> <td style="width:5%"> </td> <td style="width:55%">Forest A. Buckland</td> <td style="width:40%">34</td> </tr> <tr> <td> </td> <td>* Duncan F. Kilmartin</td> <td>73</td> </tr> <tr> <td>TOTAL:</td> <td> </td> <td>173</td> </tr> </table>		Forest A. Buckland	34		* Duncan F. Kilmartin	73	TOTAL:		173	
	Forest A. Buckland	34									
	* Duncan F. Kilmartin	73									
TOTAL:		173									


**Republican**

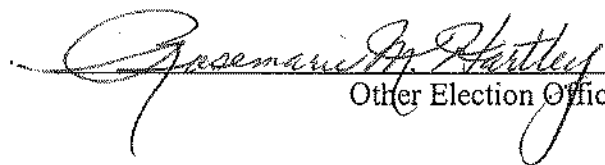
Name		Votes Received:
------	--	-----------------

Candidate(s): [mark winners with asterisk (* ) please]	<table border="0" style="width:100%"> <tr> <td style="width:5%"> </td> <td style="width:55%">Forest A. Buckland</td> <td style="width:40%">560</td> </tr> <tr> <td> </td> <td>William "Bill" Fyfe</td> <td>258</td> </tr> <tr> <td> </td> <td>* John K. Hall</td> <td>655</td> </tr> <tr> <td> </td> <td>* Duncan F. Kilmartin</td> <td>1134</td> </tr> <tr> <td>TOTAL:</td> <td> </td> <td>2,607</td> </tr> </table>		Forest A. Buckland	560		William "Bill" Fyfe	258		* John K. Hall	655		* Duncan F. Kilmartin	1134	TOTAL:		2,607	
	Forest A. Buckland	560															
	William "Bill" Fyfe	258															
	* John K. Hall	655															
	* Duncan F. Kilmartin	1134															
TOTAL:		2,607															

Write-ins:	<table border="0" style="width:100%"> <tr> <td style="width:5%"> </td> <td style="width:55%">Reynold R. Choiniere</td> <td style="width:40%">49</td> </tr> <tr> <td> </td> <td>Raymond Sawyer</td> <td>1</td> </tr> <tr> <td>TOTAL:</td> <td> </td> <td>57</td> </tr> </table>		Reynold R. Choiniere	49		Raymond Sawyer	1	TOTAL:		57	
	Reynold R. Choiniere	49									
	Raymond Sawyer	1									
TOTAL:		57									

We completed the canvass of votes for this office on September 14, 2000

  
 Representative District Clerk

  
 Other Election Official

Mail to: Secretary of State's Office; Attn: Elections; 26 Terrace St., Montpelier VT 05609-1101


Democratic Write-in

Marjorie Buck	1
William "Bill" Fyfe	32
John K. Hall	23
Zaversson	5
Robert Kinsey	2
Douglas Spates	1
Daryl Lamonet	1
Richard Baraw	1

Republican Write-in

Jack Roberge	1
Kevin Goodridge	2
David Bolduc	1
Robert Kinsey	1
Robert Walker	1
John Kuniholm	1

**OFFICIAL REPORT OF THE CANVASSING COMMITTEE**  
**For Representative District ORLEANS-CALEDONIA 1**  
**Primary Election, September 12, 2000**



In accordance with 17 V.S.A. §§ 2368-2371, we have met and canvassed the returns of votes for major party nominations for the **Office of State Representative** cast at the September 12, 2000 Primary Election as filed with us. For nomination of State Representative, the following results were tallied (write additional write-ins on back please):

**Democratic**

	Name	Votes Received:
Candidate(s):	*John Rodgers	333
[mark winners with asterisk (*) please]	WRITE INS	333
	*Kinsey, Robert	131
	Kevin Goodridge	32
	David Bolduc	44
TOTAL:	Victoria Turnbaugh	7
	Mark Heinrichs	6
Write-ins:	Ann Wilson	1
	<del>Robert Walker</del>	1
	<del>Brendan Hadash</del>	1
TOTAL:	James Gosnell	1
	<b>TOTAL</b>	<b>559</b>

**Republican**

	Name	Votes Received:
Candidate(s):	*David Bolduc	869
[mark winners with asterisk (*) please]	*Kevin Goodridge	977
	Mark Heinrichs	277
	Robert Kinsey	572
	Victoria Turnbaugh	318
TOTAL:		3013
Write-ins:	John Rodgers	109
	<del>Marion Larose</del>	1
	<del>Duncan Kilmartin</del>	2
TOTAL:	(see reverse)	116

We completed the canvass of votes for this office on September 15, 2000

*Katherine H. White*  
 Representative District Clerk

*Ann K. Berwick*  
 Other Election Official

Mail to: Secretary of State's Office; Attn: Elections; 26 Terrace St., Montpelier VT 05609-1101

REPUBLICAN WRITE IN

David Hathaway	1
Gary Houston	1
Francis Whitcomb	1
John Downs	1



**OFFICIAL REPORT OF THE CANVASSING COMMITTEE**  
**For Representative District Orleans/Franklin 1**  
**Primary Election, September 12, 2000**

SECRETARY OF STATE  
 SEP 15 2000  
 ELECTIONS AND ADMINISTRATION

In accordance with 17 V.S.A. §§ 2368-2371, we have met and canvassed the returns of votes for major party nominations for the **Office of State Representative** cast at the September 12, 2000 Primary Election as filed with us. For nomination of State Representative, the following results were tallied (write additional write-ins on back please):


**Democratic**

Name	Votes Received:
Candidate(s): <input checked="" type="checkbox"/> *Robert Starr	161
[mark winners with asterisk (*) please]	
TOTAL:	161
Write-ins: <u>See back</u>	
TOTAL:	9

**Republican**

Name	Votes Received:
Candidate(s):	
[mark winners with asterisk (*) please]	
TOTAL:	
Write-ins: *Robert Starr	178
<u>See back</u>	
TOTAL:	196

We completed the canvass of votes for this office on September 15, 2000

  
 Representative District Clerk

  
 Other Election Official

Mail to: Secretary of State's Office; Attn: Elections; 26 Terrace St., Montpelier VT 05609-1101