


State of Vermont

**Historical Results
for State Senate and State
Representative Primaries**

1992 - 2000

Compiled from Canvassing Committee Reports

OFFICIAL REPORT OF THE CANVASSING COMMITTEE
For Representative District ORANGE 1
Primary Election, September 12, 2000



In accordance with 17 V.S.A. 2368-2371, we have met and canvassed the returns of votes for major party nominations for the Office of State Representative cast at the September 12, 2000 Primary Election as filed with us. For nomination of State Representative, the following results were tallied (write additional write-ins on back please):

Democratic

Candidate(s): [mark winners with asterisk (*) please]	Name	Votes Received:
	✓ *Mike Fiorillo	470
	_____	_____
	_____	_____
	_____	_____
TOTAL:		470
Write-ins:	*Richard Mallary <i>Mallory declined</i>	130
	Phil Angell	14
	Steve Webster	22
	Genie Robbins	2
	Peter Angell	1
	M. Milne	1
	Dick Drysdale	1
	Chris Recchia	1
	Peter Christopher	1
	M McDonald	1
	Sylvia Kennedy	1
	Fred Tuttle	1
TOTAL:		176

Republican

Candidate(s): [mark winners with asterisk (*) please]	✓ *Philip A. Angell, Jr.	757
	✓ *Stephen W. Webster	786
	_____	_____
	_____	_____
TOTAL:		1,543
Write-ins:	Mike Fiorillo	12
	Scott Berkey	1
	Richard Mallary	38
	Tim Keane	1
	Joel Tillberg	1
	Charles Russell	1
	Dennis Brown	1
	Doug Getes	1
	Mark McDonald	1
	John Blaisdell	1
TOTAL:		58

We completed the canvass of votes for this office on September 15, 2000.

[Signature]

 Town Clerk

[Signature]

 Other Election Official

REPUBLICAN

SUMMARY SHEET PRIMARY ELECTION SEPTEMBER 12, 2000 ballot: 070 race: FOR STATE REPRESENTATIVE

candidate name, town	Braintree	Brookfield	Randolph	TOTAL
PHILIPPA A. ANGELL, JR., RANDOLPH	155	175	427	757
STEPHEN W. WEBSTER, RANDOLPH	161	163	462	786
Write-In MIKE FIORILLO	2	6	4	12
Write-In SCOTT BERKEY	1			1
Write-In RICHARD MALLARY	5	17	16	38
Write-In TIM KEANE		1		1
Write-In JOEL TILBERG			1	1
Write-In CHARLES RUSSELL			1	1
Write-In DENNIS BROWN			1	1
Write-In DOUG GETES			1	1
Write-In MARK McDONALD			1	1
Write-In JOHN BLAISDELL			1	1
Total Write-In	8	24	26	58
Spolled	1	0	7	8
Blank	65	105	274	444
TOTAL	390	467	1196	2053

This summary sheet was completed by (presiding officer)

[Signature] and (election official) *[Signature]*

DEMOCRATIC

SUMMARY SHEET PRIMARY ELECTION SEPTEMBER 12, 2000 ballot: 070 race: FOR STATE REPRESENTATIVE									
candidate name, town	Brantree	Brookfield	Randolph						TOTAL
MIKE FIORILLO, BROOKFIELD	69	112	289						470
Write-In RICHARD MALLARY	19	32	79						130
Write-In PHIL ANGELL	3	2	9						14
Write-In STEVE WEBSTER	2	3	17						22
Write-In GENIE ROBBINS	2								2
Write-In PETER ANGELL		1							1
Write-In M. MILNE			1						1
Write-In DICK DRYSDALE			1						1
Write-In CHRIS RECCHIA			1						1
Write-In PETER CHRISTOPHER			1						1
Write-In M. McDONALD			1						1
Write-In SYLVIA KENNEDY			1						1
Write-In FRED TUTTLE			1						1
Total Write-In	26	38	112						176
Spoiled	0	0	0						0
Blank	79	116	373						568
TOTAL	174	266	774						1214

This summary sheet was completed by (presiding officer)

[Signature]

and (election official)

[Signature]

OFFICIAL REPORT OF THE CANVASSING COMMITTEE
 For Representative District Orange 2
 Primary Election, September 12, 2000

In accordance with 17 V.S.A. §§ 2368-2371, we have met and canvassed the returns of votes for major party nominations for the Office of State Representative cast at the September 12, 2000 Primary Election as filed with us. For nomination of State Representative, the following results were tallied (write additional write-ins on back please):

AMENDED 9/18/00
 Democratic

	Name	Votes Received:
Candidate(s):	✓ <u>Bob Bland</u>	<u>213</u> *
[mark winners with asterisk (*) please]	<u>White 1</u>	<u>1</u>
	<u>Wenters 5, 3, 4, 4</u>	<u>16</u>
	<u>Kennedy 3, 5, 1</u>	<u>9</u>
TOTAL:	✓ <u>Milne 14, 2, 19, 8</u>	<u>43</u> *
	<u>Kennedy 4</u>	<u>4</u>
Write-ins:	<u>Hugh Price 1</u>	<u>1</u>
	<u>Richard Hutchins 1</u>	<u>1</u>
TOTAL:	<u>Victoria Taylor - 1</u>	<u>1</u>
		<u>289</u>

Republican

	Name	Votes Received:
Candidate(s):	✓ <u>Sylvia Kennedy</u>	<u>1417</u> *
[mark winners with asterisk (*) please]	<u>Marion Milne</u>	<u>582</u>
	✓ <u>Philip Wenters</u>	<u>1304</u> *
	<u>Robert Bland 6, 1, 3, 1, 1, 2</u>	<u>14</u>
TOTAL:	<u>Ernest Kennedy</u>	<u>1</u>
	<u>Linda Hubon</u>	<u>1</u>
Write-ins:	<u>Marion Delmon 1</u>	<u>1</u>
	<u>Koese 2</u>	<u>2</u>
TOTAL:	<u>Scott 1</u>	<u>1</u>
		<u>13</u>


Over.

We completed the canvass of votes for this office on September 15, 2000

3336

Gloria Graham
 Representative District Clerk

Evelyn J. Botte
 Other Election Official



Republican Writings

Conell - 1

Randall - 1

C Howe 1

L Corwin 1

M McDonald 1 3

Philip Angell J. 1

Steven Webster 1


Wm Cannon 1

Beth Kells 1

Adam Boyce 1

13

OFFICIAL REPORT OF THE CANVASSING COMMITTEE
 For Representative District Orange 2
 Primary Election, September 12, 2000



In accordance with 17 V.S.A. §§ 2368-2371, we have met and canvassed the returns of votes for major party nominations for the **Office of State Representative** cast at the September 12, 2000 Primary Election as filed with us. For nomination of State Representative, the following results were tallied (write additional write-ins on back please):

See amended return

Democratic

Name	Votes Received:
Candidate(s): <u>Bob Bland</u>	<u>213 *</u>
[mark winners with asterisk (*) please] <u>White 1</u>	<u>1</u>
<u>Wentus 5, 3, 4, 4</u>	<u>16</u>
<u>Kennedy 3, 5, 1</u>	<u>9</u>
<u>M. Milne 14, 2, 19, 8</u>	<u>43</u>
TOTAL: <u>Kennedy 4</u>	<u>4</u>
Write-ins: <u>Hugh Pierce 1</u>	<u>1</u>
<u>Richard Hutchins 1</u>	<u>1</u>
TOTAL: <u>Victoria Taylor 1</u>	<u>1</u>
	<u>289</u>

Republican

Name	Votes Received:
Candidate(s): <u>Sylvia Kennedy</u>	<u>1417 *</u>
[mark winners with asterisk (*) please] <u>Marion Milnet</u>	<u>582</u>
<u>Philip Wentus</u>	<u>1304 *</u>
<u>Robert Bland 6, 1, 3, 1, 1, 2</u>	<u>14</u>
TOTAL: <u>Ernest Kennedy</u>	<u>1</u>
<u>Sada Pearson</u>	<u>1</u>
Write-ins: <u>Marion Salmon 1</u>	<u>1</u>
TOTAL: <u>Kearse 2</u>	<u>2</u>
<u>Scott 1</u>	<u>1</u>
	<u>13</u>
<i>Over</i>	<u>3336</u>

We completed the canvass of votes for this office on September 15, 2000

Glaucia Gordon
 Representative District Clerk

Evelyn J. Bortz
 Other Election Official

Republican Write in

Linell -1

Randall -1

C Howe 1

L Curwin 1

M McDonald 1 3

Philip Argall Jr. 1

Steven Webster 1

Wm Cannon 1

Beth Bello 1

Adam Boyce 1

13

OFFICIAL REPORT OF THE CANVASSING COMMITTEE
For Representative District Orange 3
Primary Election, September 12, 2000

SECRETARY OF STATE

SEP 16 2000

In accordance with 17 V.S.A. §§ 2368-2371, we have met and canvassed the returns of votes for major party nominations for the **Office of State Representative** cast at the September 12, 2000 Primary Election as filed with us. For nomination of State Representative, the following results were tallied (write additional write-ins on back please):

Democratic

Name	Votes Received:
Candidate(s): <input checked="" type="checkbox"/> * Wayne G. Kenyon	237
[mark winners with asterisk (*) please]	
TOTAL:	
Write-ins: Neil Randall	13
Cannes	1
TOTAL:	255

Republican

Name	Votes Received:
Candidate(s): <input checked="" type="checkbox"/> * Neil Randall	526
[mark winners with asterisk (*) please]	
TOTAL:	
Write-ins: Sylvia Kennedy	1
Wayne Kenyon	42
TOTAL:	574

We completed the canvass of votes for this office on September 15, 2000

Louise M. Allen
 Representative District Clerk

Marianne McChase
 Other Election Official

Mail to: Secretary of State's Office; Attn: Elections; 26 Terrace St., Montpelier VT 05609-1101

Democratic:

Write-Ins:

Ide	_____	3
Jack Leamonth	_____	1
Total		4

Republican:

Write-Ins:

Harvey Otterman	_____	1
Chris Jones	_____	1
Satin	_____	1
Longo	_____	1
Johnson	_____	1
Total		5

OFFICIAL REPORT OF THE CANVASSING COMMITTEE
 For Representative District ORANGE 4
 Primary Election, September 12, 2000

In accordance with 17 V.S.A. §§ 2368-2371, we have met and canvassed the returns of votes for major party nominations for the Office of State Representative cast at the September 12, 2000 Primary Election as filed with us. For nomination of State Representative, the following results were tallied (write additional write-ins on back please):

Democratic

	Name	Votes Received:
Candidate(s): [mark winners with asterisk (* please)]	* <u>JIM MASLAND</u>	<u>414</u>
TOTAL:		
Write-ins:	<u>MARY DALY</u>	<u>3</u>
	<u>T LAKIN</u>	<u>1</u>
TOTAL:	<u>P KEARNEY</u>	<u>1</u>
		<u>5</u>

Republican

	Name	Votes Received:
Candidate(s): [mark winners with asterisk (* please)]	* <u>MARY DALY</u>	<u>487</u>
TOTAL:		
Write-ins:	<u>JIM MASLAND</u>	<u>13</u>
	<u>JACK DUHARME</u>	<u>1</u>
TOTAL:	<u>EVEL BARRETT</u>	<u>1</u>
	<u>SARAH DINE</u>	<u>1</u>
	<u>PETER BERGER</u>	<u>1</u>
		<u>17</u>

We completed the canvass of votes for this office on September 15, 2000

Suzette C. Hayward
 Representative District Clerk

Laurie A. Ingalls
 Other Election Official

Mail to: Secretary of State's Office; Attn: Elections; 26 Terrace St., Montpelier VT 05609-1101

OFFICIAL REPORT OF THE CANVASSING COMMITTEE
For Representative District Orange-Caledonia 1
Primary Election, September 12, 2000

In accordance with 17 V.S.A. §§ 2368-2371, we have met and canvassed the returns of votes for major party nominations for the **Office of State Representative** cast at the September 12, 2000 Primary Election as filed with us. For nomination of State Representative, the following results were tallied (write additional write-ins on back please):

Democratic

Candidate(s): [mark winners with asterisk (* please)]	Name	Votes Received:
	* Al Stevens	165
	_____	_____
	_____	_____
	_____	_____
TOTAL:		<u>165</u>
Write-ins:	Harvey Otterman-6; Boots Wardinski-4; William Ellithorpe-6	
	S Kennedy - 1	
TOTAL:		<u>17</u>

Republican


Candidate(s): [mark winners with asterisk (* please)]	Name	Votes Received:
	William Ellithorpe, Jr	417
	*Harvey B. Otterman, Jr	425
	_____	_____
	_____	_____
TOTAL:		<u>842</u>
Write-ins:	Al Stevens - 16; Boots Wardinski -1	
	Jack Anderson -1	
TOTAL:		<u>18</u>

We completed the canvass of votes for this office on September 15, 2000

Barbara M Welch
 Representative District Clerk

May P Collins
 Other Election Official

Mail to: Secretary of State's Office; Attn: Elections; 26 Terrace St., Montpelier VT 05609-1101



OFFICIAL REPORT OF THE CANVASSING COMMITTEE
For Representative District ORLEANS 1
Primary Election, September 12, 2000

in accordance with 17 V.S.A. §§ 2368-2371, we have met and canvassed the returns of votes for major party nominations for the **Office of State Representative** cast at the September 12, 2000 Primary Election as filed with us. For nomination of State Representative, the following results were tallied (write additional write-ins on back please):

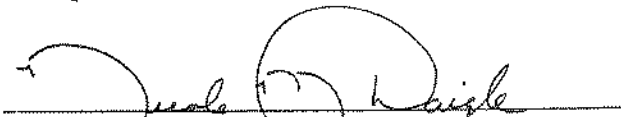
Democratic


Name	Votes Received:
Candidate(s): ✓ *DIANE MOORE	139
[mark winners ✓ *BARBARA POSTMAN	195
with asterisk	
(*) please]	
TOTAL:	334
Write-ins: JOSEPH SALTSMAN	11
NANCY SHELTRA	37
ROBERT WALKER	22
DUNCAN KILMARTIN	1
LOREN SHAW	46
	TOTAL 117

Republican


Name	Votes Received:
Candidate(s): JOSEPH SALTSMAN	398
[mark winners ✓ *LOREN T. SHAW	961
with asterisk ✓ *NANCY J. SHELTRA	968
(*) please] ROBERT T. WALKER	425
TOTAL:	2,752
Write-ins: DIANE POSTMAN	3
BARBARA POSTMAN	56
DIANE MOORE	20
BRIAN SMITH	1
MARK EMMONS	4
DUNCAN KILMARTIN	85
	TOTAL

We completed the canvass of votes for this office on September 15, 2000


 Representative District Clerk


 Other Election Official

Mail to: Secretary of State's Office; Attn: Elections; 26 Terrace St., Montpelier VT 05609-1101



CANDIDATE	BROWNINGTON	CHARLESTON	DERBY	HOLLAND	MORGAN	TOTAL
JOSEPH SALTSMAN	34	50	228	26	60	398
LOREN SHAW	102	155	537	70	97	961
NANCY J. SHELTRA	106	148	512	79	123	968
ROBERT WALKER	58	50	255	25	37	425
WRITE INS						0
BARBARA POSTMAN	5	2	47	2		56
DIANE POSTMAN			1		2	3
DIANE MOORE	2		17		1	20
BRIAN SMITH			1			1
MARK EMMONS			1			1
DUNCAN KILMARTIN	2		2			4
						0
						0
OVER VOTES	1	0	14		2	17
UNDER VOTES	68	35	201	22	22	348
						0
						0
TOTAL BALLOTS CAST	378	440	1816	224	344	3202

CANDIDATE	BROWNINGTON	CHARLESTON	DERBY	HOLLAND	MORGAN	TOTAL
BARBARA POSTMAN	27	18	119	11	20	195
DIANE MOORE	11	11	89	10	18	139
						0
						0
WRITE INS						0
DUNCAN KILMARTIN			1			1
JOSEPH SALTSMAN		3	8			11
LOREN SHAW		1	42	1	2	46
NANCY SHELTRE	1	2	32	2		37
ROBERT WALKER		1	20		1	22
						0
						0
OVER VOTES	1	1	4	0		6
UNDER VOTES	26	19	97	18	35	195
						0
TOTAL BALLOTS CAST	66	56	412	42	76	652

OFFICIAL REPORT OF THE CANVASSING COMMITTEE
For Representative District Orleans 2
Primary Election, September 12, 2000

SECRETARY OF STATE

SEP 16 2000

In accordance with 17 V.S.A. §§ 2368-2371, we have met and canvassed the returns of votes for major party nominations for the **Office of State Representative** cast at the September 12, 2000 Primary Election as filed with us. For nomination of State Representative, the following results were tallied (write additional write-ins on back please):

Democratic

Name		Votes Received:
------	--	-----------------

Candidate(s): [mark winners with asterisk (*) please]	<table border="0" style="width:100%"> <tr> <td style="width:5%">✓</td> <td style="width:55%">* Reynold R. Choiniere</td> <td style="width:40%">222</td> </tr> <tr> <td></td> <td></td> <td></td> </tr> <tr> <td></td> <td></td> <td></td> </tr> <tr> <td></td> <td></td> <td></td> </tr> <tr> <td></td> <td></td> <td></td> </tr> <tr> <td>TOTAL:</td> <td></td> <td>222</td> </tr> </table>	✓	* Reynold R. Choiniere	222													TOTAL:		222	
✓	* Reynold R. Choiniere	222																		
TOTAL:		222																		

Write-ins:	<table border="0" style="width:100%"> <tr> <td style="width:55%">Forest A. Buckland</td> <td style="width:40%">34</td> </tr> <tr> <td>* Duncan F. Kilmartin</td> <td>73</td> </tr> </table>	Forest A. Buckland	34	* Duncan F. Kilmartin	73	
Forest A. Buckland	34					
* Duncan F. Kilmartin	73					
TOTAL:		173				


Republican

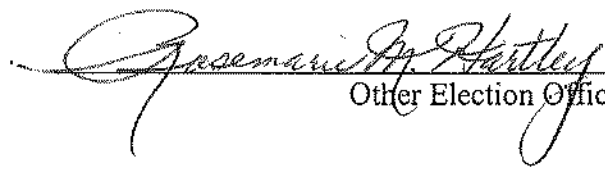
Name		Votes Received:
------	--	-----------------

Candidate(s): [mark winners with asterisk (*) please]	<table border="0" style="width:100%"> <tr> <td style="width:55%">Forest A. Buckland</td> <td style="width:40%">560</td> </tr> <tr> <td>William "Bill" Fyfe</td> <td>258</td> </tr> <tr> <td>* John K. Hall</td> <td>655</td> </tr> <tr> <td>* Duncan F. Kilmartin</td> <td>1134</td> </tr> <tr> <td></td> <td></td> </tr> <tr> <td></td> <td></td> </tr> <tr> <td>TOTAL:</td> <td>2,607</td> </tr> </table>	Forest A. Buckland	560	William "Bill" Fyfe	258	* John K. Hall	655	* Duncan F. Kilmartin	1134					TOTAL:	2,607	
Forest A. Buckland	560															
William "Bill" Fyfe	258															
* John K. Hall	655															
* Duncan F. Kilmartin	1134															
TOTAL:	2,607															

Write-ins:	<table border="0" style="width:100%"> <tr> <td style="width:55%">Reynold R. Choiniere</td> <td style="width:40%">49</td> </tr> <tr> <td>Raymond Sawyer</td> <td>1</td> </tr> </table>	Reynold R. Choiniere	49	Raymond Sawyer	1	
Reynold R. Choiniere	49					
Raymond Sawyer	1					
TOTAL:		57				

We completed the canvass of votes for this office on September 14, 2000


 Representative District Clerk


 Other Election Official

Mail to: Secretary of State's Office; Attn: Elections; 26 Terrace St., Montpelier VT 05609-1101

Democratic Write-in

Marjorie Buck	1
William "Bill" Fyfe	32
John K. Hall	23
Zaversson	5
Robert Kinsey	2
Douglas Spates	1
Daryl Lamonet	1
Richard Baraw	1

Republican Write-in

Jack Roberge	1
Kevin Goodridge	2
David Bolduc	1
Robert Kinsey	1
Robert Walker	1
John Kuniholm	1