

State of Vermont

**Historical Results  
for State Senate and State  
Representative Primaries**

1992 - 2000

Compiled from Canvassing Committee Reports

OFFICIAL REPORT OF THE CANVASSING COMMITTEE  
For Representative District Range 4  
Primary Election, September 8, 1998

In accordance with 17 V.S.A. §§ 2368-2371, we have met and canvassed the returns of votes for major party nominations for the Office of State Representative cast at the September 8, 1998 Primary Election as filed with us. For nomination of State Representative, the following results were tallied (write additional write-ins on back please):

Democratic

| Candidate(s):<br>[mark winners<br>with asterisk<br>(* please)] | Name                   | Votes Received: |
|--|------------------------|-----------------|
|  | <u>PATRICK KEARNEY</u> | <u>157</u>      |
| *  | <u>JAMES MASLAND</u>   | <u>198</u>      |
| TOTAL:   |                        | <u>355</u>      |
| Write-ins:   | <u>JAY BARRETT</u>     | <u>8</u>        |
| TOTAL:   |                        | <u>8</u>        |

Grassroots

| Candidate(s):<br>[mark winners<br>with asterisk<br>(* please)] | Name  | Votes Received: |
|--|-------|-----------------|
|  | _____ | _____           |
|  | _____ | _____           |
| TOTAL:   |       | _____           |
| Write-ins:   | _____ | _____           |
| TOTAL:   |       | _____           |

Republican

| Candidate(s):<br>[mark winners<br>with asterisk<br>(* please)] | Name                   | Votes Received: |
|--|------------------------|-----------------|
| *  | <u>JAY BARRETT</u>     | <u>513</u>      |
|  | _____                  | _____           |
| TOTAL:   |                        | <u>513</u>      |
| Write-ins:   | <u>ELMER BROWN</u>     | <u>41</u>       |
|  | <u>JIM MASLAND</u>     | <u>31</u>       |
| TOTAL:   | <u>PATRICK KEARNEY</u> | <u>103</u>      |

We completed the canvass of votes for this office on September 12, 1998.

Robert C. Hawens  
Town Clerk

Arthur J. Bascom  
J. P. Other Election Official

Mail to: Secretary of State's Office; Attn: Elections; 109 State St., Montpelier VT 05609-1101

**OFFICIAL REPORT OF THE CANVASSING COMMITTEE**  
**For Representative District Orange 4**  
**Primary Election, September 8, 1998**

In accordance with 17 V.S.A. §§ 2368-2371, we have met and canvassed the returns of votes for major party nominations for the Office of State Representative cast at the September 8, 1998 Primary Election as filed with us. For nomination of State Representative, the following results were tallied (write additional write-ins on back please):

**Democratic**

|  | Name                   | Votes Received: |
|--|------------------------|-----------------|
| Candidate(s):<br>[mark winners<br>with asterisk<br>(* please)] | <u>PATRICK KEARNEY</u> | <u>157</u>      |
|  | * <u>JAMES MASLAND</u> | <u>198</u>      |
|  | _____                  | _____           |
| TOTAL:   |                        | <u>355</u>      |
| Write-ins:   | <u>JAY BARRETT</u>     | <u>8</u>        |
| TOTAL:   |                        | <u>8</u>        |

**Grassroots**

|  | Name  | Votes Received: |
|--|-------|-----------------|
| Candidate(s):<br>[mark winners<br>with asterisk<br>(* please)] | _____ | _____           |
|  | _____ | _____           |
|  | _____ | _____           |
| TOTAL:   |       | _____           |
| Write-ins:   | _____ | _____           |
| TOTAL:   |       | _____           |

**Republican**

|  | Name                   | Votes Received: |
|--|------------------------|-----------------|
| Candidate(s):<br>[mark winners<br>with asterisk<br>(* please)] | * <u>JAY BARRETT</u>   | <u>513</u>      |
|  | _____                  | _____           |
|  | _____                  | _____           |
| TOTAL:   |                        | <u>513</u>      |
| Write-ins:   | <u>ELMER BROWN</u>     | <u>41</u>       |
|  | <u>JIM MASLAND</u>     | <u>31</u>       |
|  | <u>PATRICK KEARNEY</u> | <u>103</u>      |
| TOTAL:   |                        | <u>103</u>      |

We completed the canvass of votes for this office on September 10, 1998.

Robert C. Hawens  
Town Clerk

Arthur J. Bacons  
J.P. Other Election Official

**OFFICIAL REPORT OF THE CANVASSING COMMITTEE**  
**For Representative District Orange 4**  
**Primary Election, September 8, 1998**

In accordance with 17 V.S.A. §§ 2368-2371, we have met and canvassed the returns of votes for major party nominations for the Office of State Representative cast at the September 8, 1998 Primary Election as filed with us. For nomination of State Representative, the following results were tallied (write additional write-ins on back please):

**Democratic**


|  | Name                   | Votes Received: |
|--|------------------------|-----------------|
| Candidate(s):<br>[mark winners<br>with asterisk<br>(* please)] | <u>PATRICK KEARNEY</u> | <u>157</u>      |
|  | * <u>JAMES MASLAND</u> | <u>198</u>      |
| TOTAL:   |                        | <u>355</u>      |
| Write-ins:   | <u>JAY BARRETT</u>     | <u>8</u>        |
| TOTAL:   |                        | <u>8</u>        |

**Grassroots**

|  | Name  | Votes Received: |
|--|-------|-----------------|
| Candidate(s):<br>[mark winners<br>with asterisk<br>(* please)] | _____ | _____           |
| TOTAL:   |       | _____           |
| Write-ins:   | _____ | _____           |
| TOTAL:   |       | _____           |

**Republican**

|  | Name   | Votes Received:                      |
|--|--|--------------------------------------|
| Candidate(s):<br>[mark winners<br>with asterisk<br>(* please)] | * <u>JAY BARRETT</u>   | <u>513</u>                           |
|  | _____  | _____                                |
| TOTAL:   |  | <u>513</u>                           |
| Write-ins:   | <u>ELMER BROWN</u><br><u>JIM MASLAND</u><br><u>PATRICK KEARNEY</u> | <u>41</u><br><u>31</u><br><u>103</u> |
| TOTAL:   |  | <u>103</u>                           |



We completed the canvass of votes for this office on September 10, 1998.

Roberta C. Hawes  
Town Clerk

\_\_\_\_\_  
Other Election Official

**OFFICIAL REPORT OF THE CANVASSING COMMITTEE**  
**For Representative District Orange-Caledonia 1**  
**Primary Election, September 8, 1998**

In accordance with 17 V.S.A. §§ 2368-2371, we have met and canvassed the returns of votes for major party nominations for the Office of State Representative cast at the September 8, 1998 Primary Election as filed with us. For nomination of State Representative, the following results were tallied (write additional write-ins on back please):

**Democratic**

|  | Name                       | Votes Received: |
|--|----------------------------|-----------------|
| Candidate(s):<br>[mark winners<br>with asterisk<br>(* please)] | Al Stevens*                | 161             |
|  | <del>Boots Wardinski</del> | <del>48</del>   |
|  | _____                      | _____           |
| TOTAL:   |                            | <u>209</u>      |
| Write-ins:   | Oliver North               | 1               |
|  | William Ellithorpe         | 3               |
| TOTAL:   |                            | <u>4</u>        |

**Grassroots**

|  | Name            | Votes Received: |
|--|-----------------|-----------------|
| Candidate(s):<br>[mark winners<br>with asterisk<br>(* please)] | _____           | _____           |
|  | _____           | _____           |
|  | _____           | _____           |
| TOTAL:   |                 | _____           |
| Write-ins:   | Boots Wardinski | 1               |
| TOTAL:   |                 | <u>1</u>        |

**Republican**

|  | Name                        | Votes Received: |
|--|-----------------------------|-----------------|
| Candidate(s):<br>[mark winners<br>with asterisk<br>(* please)] | William Ellithorpe, Jr *    | 381             |
|  | _____                       | _____           |
|  | _____                       | _____           |
| TOTAL:   |                             | <u>381</u>      |
| Write-ins:   | Mary Grant                  | 3               |
|  | Al Stevens                  | 42              |
| TOTAL:   | <del>Boots Wardinski</del>  | <del>13</del>   |
|  | <del>Barbara Thornton</del> | <del>1</del>    |
|  |                             | <u>61</u>       |

We completed the canvass of votes for this office on September 11, 1998.

Barbara M Welch  
Town Clerk

Mary J Collins  
Other Election Official

**OFFICIAL REPORT OF THE CANVASSING COMMITTEE**  
**For Representative District ORLEANS -1**  
**Primary Election, September 8, 1998**

In accordance with 17 V.S.A. §§ 2368-2371, we have met and canvassed the returns of votes for major party nominations for the Office of State Representative cast at the September 8, 1998 Primary Election as filed with us. For nomination of State Representative, the following results were tallied (write additional write-ins on back please):


**Democratic**


|  | Name   | Votes Received: |
|--|--|-----------------|
| Candidate(s):<br>[mark winners<br>with asterisk<br>(* please)] | *BARBARA POSTMAN   | 112             |
|  | *BEULA-JEAN SHATTUCK   | 172             |
|  | _____  | _____           |
| TOTAL:   |  | 284             |
| Write-ins:   | JOSEPH SALTSMAN  | 8               |
|  | ROBERT TAYLOR WALKER   | 10              |
| TOTAL:   | NANCY SHELTRA<br>(additional write-ins on back)<br><i>Grassroots</i> | 26              |
|  | TOTAL  | 49              |

|  | Name                           | Votes Received: |
|--|--------------------------------|-----------------|
| Candidate(s):<br>[mark winners<br>with asterisk<br>(* please)] | _____                          | _____           |
|  | _____                          | _____           |
|  | _____                          | _____           |
| TOTAL:   |                                | _____           |
| Write-ins:   | BARBARA POSTMAN                | 1               |
|  | BEULA-JEAN SHATTUCK            | 4               |
| TOTAL:   | NANCY SHELTRA<br>ROBERT WALKER | 3<br>2          |
|  | Republican TOTAL               | 10              |

|  | Name                | Votes Received: |
|--|---------------------|-----------------|
| Candidate(s):<br>[mark winners<br>with asterisk<br>(* please)] | JOSEPH SALTSMAN     | 357             |
|  | *NANCY SHELTRA      | 680             |
|  | *ROBERT WALKER      | 397             |
|  | LENIY ZENONOS       | 319             |
| TOTAL:   |                     | 1,753           |
| Write-ins:   | BARBARA POSTMAN     | 27              |
|  | BEULA-JEAN SHATTUCK | 40              |
| TOTAL:   | BRIAN SMITH         | 1               |
|  | TOTAL               | 108             |

We completed the canvass of votes for this office on September \_\_\_\_, 1998.

  
 \_\_\_\_\_  
 Town Clerk

  
 \_\_\_\_\_  
 Other Election Official

DEMOCRATIC - WRITE INS

PAUL BERNIER JR. 1

BUTCH CRANDALL 1

LENIY ZENONOS 3

Newport City

OFFICIAL REPORT OF THE CANVASSING COMMITTEE  
For Representative District 2-Ovland  
Primary Election, September 8, 1998

In accordance with 17 V.S.A. §§ 2368-2371, we have met and canvassed the returns of votes for major party nominations for the Office of State Representative cast at the September 8, 1998 Primary Election as filed with us. For nomination of State Representative, the following results were tallied (write additional write-ins on back please):

Democratic

| Name  | Votes Received: |
|---|-----------------|
| Candidate(s):<br>[mark winners with asterisk (*) please]  |                 |
| *REYNOLD R. CHOINIÈRE   | 181             |
| *TOM STELTER  | 98              |
| TOTAL:  | 279             |
| Write-ins:  |                 |
| WILLIAM FYFE - 20 JOHN HALL - 13 FOREST BUCKLAND - 13<br>R. PLANTE - 1 JIM GREENWOOD - 1 BUTCH CRANDALL - 1<br>VINCE ILLUZZI - 1. | 50              |

Grassroots

| Name   | Votes Received: |
|--|-----------------|
| Candidate(s):<br>[mark winners with asterisk (*) please] |                 |
| *JACK-ALBERT ROGERS                                      | 6               |
| CAROLYN W. PARTRIDGE (NAME ON BALLOT IN ERROR)           | 4               |
| EDWARD S. SOBOLESKI (NAME ON BALLOT IN ERROR)            | 1               |
| TOTAL:   | 11              |
| Write-ins:   |                 |
| FOREST BUCKLAND<br>WILLIAM FYFE                          | 1<br>1          |
| TOTAL:   | 2               |

Republican

| Name   | Votes Received: |
|--|-----------------|
| Candidate(s):<br>[mark winners with asterisk (*) please]   |                 |
| *FOREST A. BUCKLAND  | 635             |
| *WILLIAM "BILL" FYFE   | 514             |
| JOHN KENNETH HALL  | 482             |
| TOTAL:   | 1631            |
| Write-ins:   |                 |
| REYNOLD CHOINIÈRE - 24 JACK ROGERS - 3 TOM STELTER - 23<br>MIKE CANDON - 1 M MCMULLEN - 1 KEVIN GOODRICH - 1 | 53              |

We completed the canvass of votes for this office on September 10, 1998.

*James D. Johnson*  
Town Clerk

*Rosemarie M. Hartley*  
Other Election Official

Mail to: Secretary of State's Office; Attn: Elections; 109 State St., Montpelier VT 05609-1101



**OFFICIAL REPORT OF THE CANVASSING COMMITTEE**  
**For Representative District Orleans-Caledonia I**  
**Primary Election, September 8, 1998**

In accordance with 17 V.S.A. §§ 2368-2371, we have met and canvassed the returns of votes for major party nominations for the Office of State Representative cast at the September 8, 1998 Primary Election as filed with us. For nomination of State Representative, the following results were tallied (write additional write-ins on back please):

**REPUBLICAN**

|  | Name                               | Votes Received: |
|--|------------------------------------|-----------------|
| Candidate(s):<br>[mark winners<br>with asterisk<br>(* please)] | *David Hathaway                    | 922             |
|  | *Robert Kinsey                     | 734             |
|  | _____                              | _____           |
| TOTAL:   |                                    | 1656            |
| Write-ins:   | See back of page for complete list | 130             |
| TOTAL:   |                                    | 1786            |

**Grassroots**

|  | Name           | Votes Received: |
|--|----------------|-----------------|
| Candidate(s):<br>[mark winners<br>with asterisk<br>(* please)] | _____          | _____           |
|  | _____          | _____           |
|  | _____          | _____           |
| TOTAL:   |                | _____           |
| Write-ins:   | Brendan Hadash | 1               |
|  | David Hathaway | 1               |
| TOTAL:   |                | 2               |

**DEMOCRATIC**

|  | Name                               | Votes Received: |
|--|------------------------------------|-----------------|
| Candidate(s):<br>[mark winners<br>with asterisk<br>(* please)] | *Brendan Hadash                    | 114             |
|  | _____                              | _____           |
|  | _____                              | _____           |
| TOTAL:   |                                    | 114             |
| Write-ins:   | See back of page for complete list | 97              |
| TOTAL:   |                                    | 211             |

We completed the canvass of votes for this office on September 11, 1998.

*Maureen N. White*  
 \_\_\_\_\_  
 Town Clerk

*John F. Brown*  
 \_\_\_\_\_  
 Other Election Official

REPUBLICAN WRITE INS

|                  |    |
|------------------|----|
| Ron Penharlow    | 1  |
| Kevin Goodridge  | 81 |
| Brendan Hadash   | 23 |
| Butler           | 1  |
| Howard Fuller    | 1  |
| David Bolduc     | 1  |
| Dan Maclure      | 1  |
| Anne Wilson      | 1  |
| Paul Daniels     | 2  |
| Everett Demeritt | 1  |
| Paul C handier   | 1  |
| James Currier    | 1  |
| Francis Whitcomb | 2  |
| Carlton Bickford | 1  |
| Bob Walker       | 2  |
| Condon           | 1  |
| Mike Metcalf     | 1  |
| John Noble       | 2  |
| Kevin Ridgeway   | 1  |
| Tom Smith        | 1  |
| Bill Page        | 1  |
| Mike Rogers      | 1  |
| Janice Peaslee   | 1  |
| Gene Gervais     | 1  |

DEMOCRATIC WRITE INS

|                  |    |
|------------------|----|
| David Hathaway   | 47 |
| Robert Kinsey    | 43 |
| Francis Whitcomb | 3  |
| Nancy Sheltra    | 1  |
| Kevin Goodridge  | 2  |
| Tim Fritz        | 1  |

OFFICIAL REPORT OF THE CANVASSING COMMITTEE  
For Representative District Orleans-Caledonia I  
Primary Election, September 8, 1998

In accordance with 17 V.S.A. §§ 2366-2371, we have met and canvassed the returns of votes for major party nominations for the Office of State Representative cast at the September 8, 1998 Primary Election as filed with us. For nomination of State Representative, the following results were tallied (write additional write-ins on back please):

REPUBLICAN

|  | Name                               | Votes Received: |
|--|------------------------------------|-----------------|
| Candidate(s):<br>[mark winners<br>with asterisk<br>(* please)] | *David Hathaway                    | 922             |
|  | *Robert Kinsey                     | 734             |
| TOTAL:   |                                    | 1656            |
| Write-ins:   | See back of page for complete list | 130             |
| TOTAL:   |                                    | 1786            |

Grassroots

|  | Name                             | Votes Received: |
|--|----------------------------------|-----------------|
| Candidate(s):<br>[mark winners<br>with asterisk<br>(* please)] |                                  |                 |
|  |                                  |                 |
| TOTAL:   |                                  |                 |
| Write-ins:   | Brendan Hadash<br>David Hathaway | 1<br>1<br>2     |
| TOTAL:   |                                  |                 |

DEMOCRATIC

|  | Name                               | Votes Received: |
|--|------------------------------------|-----------------|
| Candidate(s):<br>[mark winners<br>with asterisk<br>(* please)] | *Brendan Hadash                    | 114             |
|  |                                    |                 |
| TOTAL:   |                                    | 114             |
| Write-ins:   | See back of page for complete list | 97              |
| TOTAL:   |                                    | 211             |

We completed the canvass of votes for this office on September 11, 1998.

*Sparsine N. White*  
Town Clerk

*John F. Brown*  
Other Election Official

Mail to: Secretary of State's Office; Attn: Elections; 109 State St., Montpelier VT 05609-1101

## REPUBLICAN WRITE INS

|                  |    |
|------------------|----|
| Ron Penharlow    | 1  |
| Kevin Goodridge  | 81 |
| Brendan Hadash   | 23 |
| Butler           | 1  |
| Howard Fuller    | 1  |
| David Bolduc     | 1  |
| Dan Maclure      | 1  |
| Anne Wilson      | 1  |
| Paul Daniels     | 2  |
| Everett Demeritt | 1  |
| Paul C handler   | 1  |
| James Currier    | 1  |
| Francis Whitcomb | 2  |
| Carlton Bickford | 1  |
| Bob Walker       | 2  |
| Condon           | 1  |
| Mike Metcalf     | 1  |
| John Noble       | 2  |
| Kevin Ridgeway   | 1  |
| Tom Smith        | 1  |
| Bill Page        | 1  |
| Mike Rogers      | 1  |
| Janice Peaslee   | 1  |
| Gene Gervais     | 1  |

## DEMOCRATIC WRITE INS

|                  |    |
|------------------|----|
| David Hathaway   | 47 |
| Robert Kinsey    | 43 |
| Francis Whitcomb | 3  |
| Nancy Sheltra    | 1  |
| Kevin Goodridge  | 2  |
| Tim Fritz        | 1  |

**OFFICIAL REPORT OF THE CANVASSING COMMITTEE**  
**For Representative District Orl-FR 1**  
**Primary Election, September 8, 1998**

In accordance with 17 V.S.A. §§ 2368-2371, we have met and canvassed the returns of votes for major party nominations for the Office of State Representative cast at the September 8, 1998 Primary Election as filed with us. For nomination of State Representative, the following results were tallied (write additional write-ins on back please):

**Democratic**

|  | Name   | Votes Received:               |
|--|--|-------------------------------|
| Candidate(s):<br>[mark winners<br>with asterisk<br>(* please)] | * <u>Robert Starr</u><br>_____<br>_____<br>_____ | <u>115</u><br>_____<br>_____  |
| TOTAL:   |  | <u>115</u>                    |
| Write-ins:   | <u>Tim Murphy</u><br><u>Barry Kade</u><br>_____  | <u>2</u><br><u>1</u><br>_____ |
| TOTAL:   | <u>Pauline Sanville</u><br>_____                 | <u>1</u><br><u>4</u>          |


**Grassroots**


|  | Name                         | Votes Received:         |
|--|------------------------------|-------------------------|
| Candidate(s):<br>[mark winners<br>with asterisk<br>(* please)] | _____<br>_____<br>_____      | _____<br>_____<br>_____ |
| TOTAL:   |                              | _____                   |
| Write-ins:   | <u>Robert Starr</u><br>_____ | <u>4</u><br>_____       |
| TOTAL:   |                              | <u>4</u>                |

**Republican**

|  | Name  | Votes Received:                 |
|--|---|---------------------------------|
| Candidate(s):<br>[mark winners<br>with asterisk<br>(* please)] | _____<br>_____<br>_____                                   | _____<br>_____<br>_____         |
| TOTAL:   |   | _____                           |
| Write-ins:   | * <u>Robert Starr</u><br><u>Pauline Sanville</u><br>_____ | <u>67</u><br><u>10</u><br>_____ |
| TOTAL:   |   | <u>96</u>                       |

We completed the canvass of votes for this office on September 14, 1998.

  
 \_\_\_\_\_  
 Town Clerk

  
 \_\_\_\_\_  
 Other Election Official

Repulican Write-Ins continued

|                  |   |
|------------------|---|
| Butch Krandall   | 1 |
| Hall             | 1 |
| Ronald Sanville  | 3 |
| Sheltra          | 4 |
| Ronald Anderson  | 1 |
| Robert Beerworth | 1 |
| Jerry Lewis      | 1 |
| Nancy Sheltra    | 2 |
| Alvin Warner     | 1 |
| Gordon Spencer   | 2 |
| Mark Higley      | 1 |
| Fred Tuttle      | 1 |

**OFFICIAL REPORT OF THE CANVASSING COMMITTEE**  
**For Representative District Rutland 1**  
**Primary Election, September 8, 1998**

In accordance with 17 V.S.A. §§ 2368-2371, we have met and canvassed the returns of votes for major party nominations for the Office of State Representative cast at the September 8, 1998 Primary Election as filed with us. For nomination of State Representative, the following results were tallied (write additional write-ins on back please):

**Democratic**

|  | Name               | Votes Received: |
|--|--------------------|-----------------|
| Candidate(s):<br>[mark winners<br>with asterisk<br>(* please)] | Patrick H. Eagan * | 114             |
|  | _____              | _____           |
|  | _____              | _____           |
|  | _____              | _____           |
| TOTAL:   |                    | 114             |
| Write-ins:   | Robert Helm        | 14              |
|  | John Henry Hubert  | 4               |
| TOTAL:   | Arthur Pratt       | 3               |
|  |                    | 21              |

**Grassroots**

|  | Name              | Votes Received: |
|--|-------------------|-----------------|
| Candidate(s):<br>[mark winners<br>with asterisk<br>(* please)] | _____             | _____           |
|  | _____             | _____           |
|  | _____             | _____           |
|  | _____             | _____           |
| TOTAL:   | Robert Helm       | 3               |
| Write-ins:   | John Henry Hubert | 2               |
|  | Matt Mulligan     | 1               |
| TOTAL:   | Patrick Eagan     | 1               |
|  |                   | 7               |

**Republican**

|  | Name                 | Votes Received: |
|--|----------------------|-----------------|
| Candidate(s):<br>[mark winners<br>with asterisk<br>(* please)] | Robert "Bob" Helm *  | 557             |
|  | John-Henry B. Hubert | 349             |
|  | Arthur D. Pratt *    | 384             |
|  | _____                | _____           |
| TOTAL:   |                      | _____           |
| Write-ins:   | Patrick Eagan        | 11              |
|  | Robert Harris        | 1               |
| TOTAL:   |                      | _____           |

We completed the canvass of votes for this office on September 10<sup>th</sup>, 1998.

*Shirley C. Stey*  
 \_\_\_\_\_  
 Town Clerk

*Jane A. Donnelly*  
 \_\_\_\_\_  
 Other Election Official

**OFFICIAL REPORT OF THE CANVASSING COMMITTEE**  
**For Representative District RUTLAND-2**  
**Primary Election, September 8, 1998**

In accordance with 17 V.S.A. §§ 2368-2371, we have met and canvassed the returns of votes for major party nominations for the Office of State Representative cast at the September 8, 1998 Primary Election as filed with us. For nomination of State Representative, the following results were tallied (write additional write-ins on back please):

**Democratic**

|  | Name   | Votes Received: |
|--|--|-----------------|
| Candidate(s):<br>[mark winners<br>with asterisk<br>(* please)] | * JEZ HARRINGTON   | 65              |
|  | * ANDY SNYDER  | 105             |
|  |  |                 |
| TOTAL:   |  | 170             |
| Write-ins:   | Peg Flory 3; Bob Wood 5; Babe Pomainville 3;<br>Rouleau 1; | 12              |
| TOTAL:   |  | 182             |

**Grassroots**

|  | Name | Votes Received: |
|--|------|-----------------|
| Candidate(s):<br>[mark winners<br>with asterisk<br>(* please)] | None |                 |
|  |      |                 |
|  |      |                 |
| TOTAL:   |      | 0               |
| Write-ins:   | None | 0               |
| TOTAL:   |      | 0               |

**Republican**

|  | Name   | Votes Received: |
|--|--|-----------------|
| Candidate(s):<br>[mark winners<br>with asterisk<br>(* please)] | * Peg Flory  | 388             |
|  | Edward "Babe" Pomainville Jr.                                    | 297             |
|  | * Robert H Wood, Jr.   | 503             |
|  |  |                 |
| TOTAL:   |  | 1,188           |
| Write-ins:   | Bud Coolidge 1; Andy Snyder 7; Joe Harrington 1;<br>Scattering 2 | 11              |
| TOTAL:   |  | 1,199           |

We completed the canvass of votes for this office on September 11, 1998.

William A. Dick  
Town Clerk

Joyce W. Heath  
Other Election Official



**OFFICIAL REPORT OF THE CANVASSING COMMITTEE**  
**For Representative District Rutland -3**  
**Primary Election, September 8, 1998**

In accordance with 17 V.S.A. §§ 2368-2371, we have met and canvassed the returns of votes for major party nominations for the Office of State Representative cast at the September 8, 1998 Primary Election as filed with us. For nomination of State Representative, the following results were tallied (write additional write-ins on back please):

**Democratic**

|  | Name  | Votes Received: |
|--|---|-----------------|
| Candidate(s):<br>[mark winners<br>with asterisk<br>(* please)] | _____                                       | _____           |
|  | _____                                       | _____           |
|  | _____                                       | _____           |
|  | _____                                       | _____           |
| TOTAL:   |   | _____           |
| Write-ins:   | Frank Fressie                               | 23              |
|  | Fred Maslack                                | 4               |
| TOTAL:   | (See Reverse Side for Additional Write-Ins) | 32              |

**Grassroots**

|  | Name         | Votes Received: |
|--|--------------|-----------------|
| Candidate(s):<br>[mark winners<br>with asterisk<br>(* please)] | _____        | _____           |
|  | _____        | _____           |
|  | _____        | _____           |
|  | _____        | _____           |
| TOTAL:   |              | 0               |
| Write-ins:   | Fred Maslack | 2               |
|  | _____        | _____           |
| TOTAL:   |              | 2               |

**Republican**

|  | Name  | Votes Received: |
|--|---|-----------------|
| Candidate(s):<br>[mark winners<br>with asterisk<br>(* please)] | Fred A. Maslack*                            | 96              |
|  | _____                                       | _____           |
|  | _____                                       | _____           |
|  | _____                                       | _____           |
| TOTAL:   |   | 96              |
| Write-ins:   | Frank Fressie                               | 7               |
|  | Jonathan Czar                               | 2               |
| TOTAL:   | (See Reverse Side for Additional Write-Ins) | 14              |

We completed the canvass of votes for this office on September 9, 1998.

*Sabrina A. McLaughlin*  
 \_\_\_\_\_  
 Town Clerk

*Charlotte Hampl*  
 \_\_\_\_\_  
 Other Election Official