

State of Vermont

**Historical Results  
for State Senate and State  
Representative Primaries**

1992 - 2000

Compiled from Canvassing Committee Reports

**OFFICIAL REPORT OF THE CANVASSING COMMITTEE**  
**For Representative District Orange 3**  
**Primary Election, September 8, 1998**

In accordance with 17 V.S.A. §§ 2368-2371, we have met and canvassed the returns of votes for major party nominations for the Office of State Representative cast at the September 8, 1998 Primary Election as filed with us. For nomination of State Representative, the following results were tallied (write additional write-ins on back please):

**Democratic**

	Name	Votes Received:
Candidate(s): [mark winners with asterisk (* please)]	<u>Wayne G. Kenyon</u>	<u>195</u> *
	<u>Gary Murphy</u>	<u>68</u>
TOTAL:		<u>263</u>
Write-ins:	<u>Neil Randall</u>	<u>6</u>
	<u>Robert Lefebvre</u>	<u>5</u>
TOTAL:		<u>11</u>

**Grassroots**

	Name	Votes Received:
Candidate(s): [mark winners with asterisk (* please)]	_____	_____
	_____	_____
TOTAL:		_____
Write-ins:	<u>Wayne Kenyon</u>	<u>2</u>
	<u>Gary Murphy</u>	<u>1</u>
TOTAL:		<u>3</u>

**Republican**

	Name	Votes Received:
Candidate(s): [mark winners with asterisk (* please)]	<u>Robert Lefebvre</u>	<u>127</u>
	<u>Neil Randall</u>	<u>280</u> *
TOTAL:		<u>407</u>
Write-ins:	<u>Gary Murphy</u>	<u>15</u>
	<u>Wayne Kenyon</u>	<u>28</u>
	<u>Al Stevens</u>	<u>1</u>
	<u>Wayne Godfrey</u>	<u>1</u>
TOTAL:		<u>45</u>

We completed the canvass of votes for this office on September 11, 1998.

Louise M. Allen  
Town Clerk

Linda P. Moore  
Other Election Official

OFFICIAL REPORT OF THE CANVASSING COMMITTEE  
For Representative District Range 4  
Primary Election, September 8, 1998

In accordance with 17 V.S.A. §§ 2368-2371, we have met and canvassed the returns of votes for major party nominations for the Office of State Representative cast at the September 8, 1998 Primary Election as filed with us. For nomination of State Representative, the following results were tallied (write additional write-ins on back please):

Democratic

Candidate(s): [mark winners with asterisk (* please)]	Name	Votes Received:
	<u>PATRICK KEARNEY</u>	<u>157</u>
*	<u>JAMES MASLAND</u>	<u>198</u>
TOTAL:		<u>355</u>
Write-ins:	<u>JAY BARRETT</u>	<u>8</u>
TOTAL:		<u>8</u>

Grassroots

Candidate(s): [mark winners with asterisk (* please)]	Name	Votes Received:
	_____	_____
	_____	_____
TOTAL:		_____
Write-ins:	_____	_____
TOTAL:		_____

Republican

Candidate(s): [mark winners with asterisk (* please)]	Name	Votes Received:
*	<u>JAY BARRETT</u>	<u>513</u>
	_____	_____
TOTAL:		<u>513</u>
Write-ins:	<u>ELMER BROWN</u>	<u>41</u>
	<u>JIM MASLAND</u>	<u>31</u>
TOTAL:	<u>PATRICK KEARNEY</u>	<u>103</u>

We completed the canvass of votes for this office on September 12, 1998.

Robert C. Hawens  
Town Clerk

Arthur J. Bascom  
J. P. Other Election Official

Mail to: Secretary of State's Office; Attn: Elections; 109 State St., Montpelier VT 05609-1101

**OFFICIAL REPORT OF THE CANVASSING COMMITTEE**  
**For Representative District Orange 4**  
**Primary Election, September 8, 1998**

In accordance with 17 V.S.A. §§ 2368-2371, we have met and canvassed the returns of votes for major party nominations for the Office of State Representative cast at the September 8, 1998 Primary Election as filed with us. For nomination of State Representative, the following results were tallied (write additional write-ins on back please):

**Democratic**

	Name	Votes Received:
Candidate(s): [mark winners with asterisk (* please)]	<u>PATRICK KEARNEY</u>	<u>157</u>
	* <u>JAMES MASLAND</u>	<u>198</u>
	_____	_____
TOTAL:		<u>355</u>
Write-ins:	<u>JAY BARRETT</u>	<u>8</u>
TOTAL:		<u>8</u>

**Grassroots**

	Name	Votes Received:
Candidate(s): [mark winners with asterisk (* please)]	_____	_____
TOTAL:		_____
Write-ins:	_____	_____
TOTAL:		_____

**Republican**

	Name	Votes Received:
Candidate(s): [mark winners with asterisk (* please)]	* <u>JAY BARRETT</u>	<u>513</u>
	_____	_____
	_____	_____
TOTAL:		<u>513</u>
Write-ins:	<u>ELMER BROWN</u>	<u>41</u>
	<u>JIM MASLAND</u>	<u>31</u>
	<u>PATRICK KEARNEY</u>	<u>103</u>
TOTAL:		<u>103</u>

We completed the canvass of votes for this office on September 10, 1998.

Robert C. Hawes  
Town Clerk

Arthur J. Bacons  
J.P. Other Election Official

**OFFICIAL REPORT OF THE CANVASSING COMMITTEE**  
**For Representative District Orange 4**  
**Primary Election, September 8, 1998**

In accordance with 17 V.S.A. §§ 2368-2371, we have met and canvassed the returns of votes for major party nominations for the Office of State Representative cast at the September 8, 1998 Primary Election as filed with us. For nomination of State Representative, the following results were tallied (write additional write-ins on back please):

**Democratic**


	Name	Votes Received:
Candidate(s): [mark winners with asterisk (* please)]	<u>PATRICK KEARNEY</u>	<u>157</u>
	* <u>JAMES MASLAND</u>	<u>198</u>
TOTAL:		<u>355</u>
Write-ins:	<u>JAY BARRETT</u>	<u>8</u>
TOTAL:		<u>8</u>

**Grassroots**

	Name	Votes Received:
Candidate(s): [mark winners with asterisk (* please)]		
TOTAL:		
Write-ins:		
TOTAL:		

**Republican**

	Name	Votes Received:
Candidate(s): [mark winners with asterisk (* please)]	* <u>JAY BARRETT</u>	<u>513</u>
TOTAL:		<u>513</u>
Write-ins:	<u>ELMER BROWN</u> <u>JIM MASLAND</u> <u>PATRICK KEARNEY</u>	<u>41</u> <u>31</u> <u>103</u>
TOTAL:		



We completed the canvass of votes for this office on September 10, 1998.

Roberta C. Hawes  
Town Clerk

\_\_\_\_\_  
Other Election Official

**OFFICIAL REPORT OF THE CANVASSING COMMITTEE**  
**For Representative District Orange-Caledonia 1**  
**Primary Election, September 8, 1998**

In accordance with 17 V.S.A. §§ 2368-2371, we have met and canvassed the returns of votes for major party nominations for the Office of State Representative cast at the September 8, 1998 Primary Election as filed with us. For nomination of State Representative, the following results were tallied (write additional write-ins on back please):

**Democratic**

	Name	Votes Received:
Candidate(s): [mark winners with asterisk (* please)]	Al Stevens*	161
	<del>Boots Wardinski</del>	<del>48</del>
	_____	_____
TOTAL:		<u>209</u>
Write-ins:	Oliver North	1
	William Ellithorpe	3
TOTAL:		<u>4</u>

**Grassroots**

	Name	Votes Received:
Candidate(s): [mark winners with asterisk (* please)]	_____	_____
	_____	_____
	_____	_____
TOTAL:		_____
Write-ins:	Boots Wardinski	1
TOTAL:		<u>1</u>

**Republican**

	Name	Votes Received:
Candidate(s): [mark winners with asterisk (* please)]	William Ellithorpe, Jr *	381
	_____	_____
	_____	_____
TOTAL:		<u>381</u>
Write-ins:	Mary Grant	3
	Al Stevens	42
TOTAL:	<del>Boots Wardinski</del>	<del>13</del>
	<del>Barbara Thornton</del>	<del>1</del>
		<u>61</u>

We completed the canvass of votes for this office on September 11, 1998.

Barbara M Welch  
Town Clerk

Mary J Collins  
Other Election Official

**OFFICIAL REPORT OF THE CANVASSING COMMITTEE**  
**For Representative District ORLEANS -1**  
**Primary Election, September 8, 1998**

In accordance with 17 V.S.A. §§ 2368-2371, we have met and canvassed the returns of votes for major party nominations for the Office of State Representative cast at the September 8, 1998 Primary Election as filed with us. For nomination of State Representative, the following results were tallied (write additional write-ins on back please):


**Democratic**


	Name	Votes Received:
Candidate(s): [mark winners with asterisk (* please)]	*BARBARA POSTMAN	112
	*BEULA-JEAN SHATTUCK	172
	_____	_____
TOTAL:		284
Write-ins:	JOSEPH SALTSMAN	8
	ROBERT TAYLOR WALKER	10
TOTAL:	NANCY SHELTRA (additional write-ins on back) <i>Grassroots</i>	26
	TOTAL	49

	Name	Votes Received:
Candidate(s): [mark winners with asterisk (* please)]	_____	_____
	_____	_____
	_____	_____
TOTAL:		_____
Write-ins:	BARBARA POSTMAN	1
	BEULA-JEAN SHATTUCK	4
TOTAL:	NANCY SHELTRA ROBERT WALKER	3
	Republican TOTAL	2 10

	Name	Votes Received:
Candidate(s): [mark winners with asterisk (* please)]	JOSEPH SALTSMAN	357
	*NANCY SHELTRA	680
	*ROBERT WALKER	397
	LENIY ZENONOS	319
TOTAL:		1,753
Write-ins:	BARBARA POSTMAN	27
	BEULA-JEAN SHATTUCK	40
TOTAL:	BRIAN SMITH	1
	TOTAL	108

We completed the canvass of votes for this office on September \_\_\_\_, 1998.

  
 \_\_\_\_\_  
 Town Clerk

  
 \_\_\_\_\_  
 Other Election Official

DEMOCRATIC - WRITE INS

PAUL BERNIER JR. 1

BUTCH CRANDALL 1

LENIY ZENONOS 3



Newport City

OFFICIAL REPORT OF THE CANVASSING COMMITTEE  
For Representative District 2-Ovland  
Primary Election, September 8, 1998

In accordance with 17 V.S.A. §§ 2368-2371, we have met and canvassed the returns of votes for major party nominations for the Office of State Representative cast at the September 8, 1998 Primary Election as filed with us. For nomination of State Representative, the following results were tallied (write additional write-ins on back please):

Democratic

Name	Votes Received:
Candidate(s): [mark winners with asterisk (*) please]	
*REYNOLD R. CHOINIÈRE	181
*TOM STELTER	98
TOTAL:	279
Write-ins:	
WILLIAM FYFE - 20 JOHN HALL - 13 FOREST BUCKLAND - 13 R. PLANTE - 1 JIM GREENWOOD - 1 BUTCH CRANDALL - 1 VINCE ILLUZZI - 1.	50

Grassroots

Name	Votes Received:
Candidate(s): [mark winners with asterisk (*) please]	
*JACK-ALBERT ROGERS	6
CAROLYN W. PARTRIDGE (NAME ON BALLOT IN ERROR)	4
EDWARD S. SOBOLESKI (NAME ON BALLOT IN ERROR)	1
TOTAL:	11
Write-ins:	
FOREST BUCKLAND WILLIAM FYFE	1 1
TOTAL:	2

Republican

Name	Votes Received:
Candidate(s): [mark winners with asterisk (*) please]	
*FOREST A. BUCKLAND	635
*WILLIAM "BILL" FYFE	514
JOHN KENNETH HALL	482
TOTAL:	1631
Write-ins:	
REYNOLD CHOINIÈRE - 24 JACK ROGERS - 3 TOM STELTER - 23 MIKE CANDON - 1 M MCMULLEN - 1 KEVIN GOODRICH - 1	53

We completed the canvass of votes for this office on September 10, 1998.

*James D. Johnson*  
Town Clerk

*Rosemarie M. Hartley*  
Other Election Official

Mail to: Secretary of State's Office; Attn: Elections; 109 State St., Montpelier VT 05609-1101

**OFFICIAL REPORT OF THE CANVASSING COMMITTEE**  
**For Representative District Orleans-Caledonia I**  
**Primary Election, September 8, 1998**

In accordance with 17 V.S.A. §§ 2368-2371, we have met and canvassed the returns of votes for major party nominations for the Office of State Representative cast at the September 8, 1998 Primary Election as filed with us. For nomination of State Representative, the following results were tallied (write additional write-ins on back please):

**REPUBLICAN**

	Name	Votes Received:
Candidate(s): [mark winners with asterisk (* please)]	*David Hathaway	922
	*Robert Kinsey	734
	_____	_____
TOTAL:		1656
Write-ins:	See back of page for complete list	130
TOTAL:		1786

**Grassroots**

	Name	Votes Received:
Candidate(s): [mark winners with asterisk (* please)]	_____	_____
	_____	_____
	_____	_____
TOTAL:		_____
Write-ins:	Brendan Hadash	1
	David Hathaway	1
TOTAL:		2

**DEMOCRATIC**

	Name	Votes Received:
Candidate(s): [mark winners with asterisk (* please)]	*Brendan Hadash	114
	_____	_____
	_____	_____
TOTAL:		114
Write-ins:	See back of page for complete list	97
TOTAL:		211

We completed the canvass of votes for this office on September 11, 1998.

*Maureen N. White*  
 \_\_\_\_\_  
 Town Clerk

*John F. Brown*  
 \_\_\_\_\_  
 Other Election Official

REPUBLICAN WRITE INS

Ron Penharlow	1
Kevin Goodridge	81
Brendan Hadash	23
Butler	1
Howard Fuller	1
David Bolduc	1
Dan Maclure	1
Anne Wilson	1
Paul Daniels	2
Everett Demeritt	1
Paul C handier	1
James Currier	1
Francis Whitcomb	2
Carlton Bickford	1
Bob Walker	2
Condon	1
Mike Metcalf	1
John Noble	2
Kevin Ridgeway	1
Tom Smith	1
Bill Page	1
Mike Rogers	1
Janice Peaslee	1
Gene Gervais	1

DEMOCRATIC WRITE INS

David Hathaway	47
Robert Kinsey	43
Francis Whitcomb	3
Nancy Sheltra	1
Kevin Goodridge	2
Tim Fritz	1

OFFICIAL REPORT OF THE CANVASSING COMMITTEE  
For Representative District Orleans-Caledonia I  
Primary Election, September 8, 1998

In accordance with 17 V.S.A. §§ 2366-2371, we have met and canvassed the returns of votes for major party nominations for the Office of State Representative cast at the September 8, 1998 Primary Election as filed with us. For nomination of State Representative, the following results were tallied (write additional write-ins on back please):

REPUBLICAN

	Name	Votes Received:
Candidate(s): [mark winners with asterisk (* please)]	*David Hathaway	922
	*Robert Kinsey	734
TOTAL:		1656
Write-ins:	See back of page for complete list	130
TOTAL:		1786

Grassroots

	Name	Votes Received:
Candidate(s): [mark winners with asterisk (* please)]		
TOTAL:		
Write-ins:	Brendan Hadash David Hathaway	1 1 2
TOTAL:		2

DEMOCRATIC

	Name	Votes Received:
Candidate(s): [mark winners with asterisk (* please)]	*Brendan Hadash	114
TOTAL:		114
Write-ins:	See back of page for complete list	97
TOTAL:		211

We completed the canvass of votes for this office on September 11, 1998.

*Sparsine N. White*  
Town Clerk

*John F. Brown*  
Other Election Official

Mail to: Secretary of State's Office; Attn: Elections; 109 State St., Montpelier VT 05609-1101

## REPUBLICAN WRITE INS

Ron Penharlow	1
Kevin Goodridge	81
Brendan Hadash	23
Butler	1
Howard Fuller	1
David Bolduc	1
Dan Maclure	1
Anne Wilson	1
Paul Daniels	2
Everett Demeritt	1
Paul C handler	1
James Currier	1
Francis Whitcomb	2
Carlton Bickford	1
Bob Walker	2
Condon	1
Mike Metcalf	1
John Noble	2
Kevin Ridgeway	1
Tom Smith	1
Bill Page	1
Mike Rogers	1
Janice Peaslee	1
Gene Gervais	1

## DEMOCRATIC WRITE INS

David Hathaway	47
Robert Kinsey	43
Francis Whitcomb	3
Nancy Sheltra	1
Kevin Goodridge	2
Tim Fritz	1

**OFFICIAL REPORT OF THE CANVASSING COMMITTEE**  
**For Representative District Orl-FR 1**  
**Primary Election, September 8, 1998**

In accordance with 17 V.S.A. §§ 2368-2371, we have met and canvassed the returns of votes for major party nominations for the Office of State Representative cast at the September 8, 1998 Primary Election as filed with us. For nomination of State Representative, the following results were tallied (write additional write-ins on back please):

**Democratic**

	Name	Votes Received:
Candidate(s): [mark winners with asterisk (* please)]	* <u>Robert Starr</u> _____ _____ _____	<u>115</u> _____ _____
TOTAL:		<u>115</u>
Write-ins:	<u>Tim Murphy</u> <u>Barry Kade</u> <u>Pauline Sanville</u>	<u>2</u> <u>1</u> <u>1</u>
TOTAL:		<u>4</u>


**Grassroots**


	Name	Votes Received:
Candidate(s): [mark winners with asterisk (* please)]	_____ _____ _____	_____ _____ _____
TOTAL:		_____
Write-ins:	<u>Robert Starr</u>	<u>4</u>
TOTAL:		<u>4</u>

**Republican**

	Name	Votes Received:
Candidate(s): [mark winners with asterisk (* please)]	_____ _____ _____	_____ _____ _____
TOTAL:		_____
Write-ins:	* <u>Robert Starr</u> <u>Pauline Sanville</u>	<u>67</u> <u>10</u>
TOTAL:		<u>96</u>

We completed the canvass of votes for this office on September 14, 1998.

  
 \_\_\_\_\_  
 Town Clerk

  
 \_\_\_\_\_  
 Other Election Official

Repulican Write-Ins continued

Butch Krandall	1
Hall	1
Ronald Sanville	3
Sheltra	4
Ronald Anderson	1
Robert Beerworth	1
Jerry Lewis	1
Nancy Sheltra	2
Alvin Warner	1
Gordon Spencer	2
Mark Higley	1
Fred Tuttle	1



**OFFICIAL REPORT OF THE CANVASSING COMMITTEE**  
**For Representative District Rutland 1**  
**Primary Election, September 8, 1998**

In accordance with 17 V.S.A. §§ 2368-2371, we have met and canvassed the returns of votes for major party nominations for the Office of State Representative cast at the September 8, 1998 Primary Election as filed with us. For nomination of State Representative, the following results were tallied (write additional write-ins on back please):

**Democratic**

	Name	Votes Received:
Candidate(s): [mark winners with asterisk (* please)]	Patrick H. Eagan *	114
	_____	_____
	_____	_____
	_____	_____
TOTAL:		114
Write-ins:	Robert Helm	14
	John Henry Hubert	4
TOTAL:	Arthur Pratt	3
		21

**Grassroots**

	Name	Votes Received:
Candidate(s): [mark winners with asterisk (* please)]	_____	_____
	_____	_____
	_____	_____
	_____	_____
TOTAL:	Robert Helm	3
Write-ins:	John Henry Hubert	2
	Matt Mulligan	1
TOTAL:	Patrick Eagan	1
		7

**Republican**

	Name	Votes Received:
Candidate(s): [mark winners with asterisk (* please)]	Robert "Bob" Helm *	557
	John-Henry B. Hubert	349
	Arthur D. Pratt *	384
	_____	_____
TOTAL:		_____
Write-ins:	Patrick Eagan	11
	Robert Harris	1
TOTAL:		_____

We completed the canvass of votes for this office on September <sup>th</sup> 10, 1998.

*Shirley C. Stey*  
 \_\_\_\_\_  
 Town Clerk

*Jane A. Donnelly*  
 \_\_\_\_\_  
 Other Election Official



**OFFICIAL REPORT OF THE CANVASSING COMMITTEE**  
**For Representative District RUTLAND-2**  
**Primary Election, September 8, 1998**

In accordance with 17 V.S.A. §§ 2368-2371, we have met and canvassed the returns of votes for major party nominations for the Office of State Representative cast at the September 8, 1998 Primary Election as filed with us. For nomination of State Representative, the following results were tallied (write additional write-ins on back please):

**Democratic**

	Name	Votes Received:
Candidate(s): [mark winners with asterisk (* please)]	* JEZ HARRINGTON	65
	* ANDY SNYDER	105
TOTAL:		170
Write-ins:	Peg Flory 3; Bob Wood 5; Babe Pomainville 3; Rouleau 1;	12
TOTAL:		182

**Grassroots**

	Name	Votes Received:
Candidate(s): [mark winners with asterisk (* please)]	None	
TOTAL:		0
Write-ins:	None	0
TOTAL:		0

**Republican**

	Name	Votes Received:
Candidate(s): [mark winners with asterisk (* please)]	* Peg Flory	388
	Edward "Babe" Pomainville Jr.	297
	* Robert H Wood, Jr.	503
TOTAL:		1,188
Write-ins:	Bud Coolidge 1; Andy Snyder 7; Joe Harrington 1; Scattering 2	11
TOTAL:		1,199

We completed the canvass of votes for this office on September 11, 1998.

William A. Dick  
Town Clerk

Joyce W. Heath  
Other Election Official