

State of Vermont

**Historical Results
for State Senate and State
Representative Primaries**

1992 - 2000

Compiled from Canvassing Committee Reports

OFFICIAL REPORT OF THE CANVASSING COMMITTEE
For Representative District Lamoille 2-2
Primary Election, September 8, 1998

In accordance with 17 V.S.A. §§ 2368-2371, we have met and canvassed the returns of votes for major party nominations for the Office of State Representative cast at the September 8, 1998 Primary Election as filed with us. For nomination of State Representative, the following results were tallied (write additional write-ins on back please):

Democratic

	Name	Votes Received:
Candidate(s): [mark winners with asterisk (* please)]	<u>Stacey Heuer *</u>	<u>62</u>
	<u>Frank E. Huard *</u>	<u>63</u>
TOTAL:		<u>125</u>
Write-ins:	<u>Cathy Voyer</u>	<u>6</u>
	<u>Dawn Andrews</u>	<u>1</u>
TOTAL:	<u>Richard Marron</u>	<u>2</u>
		<u>9</u>

Grassroots

	Name	Votes Received:
Candidate(s): [mark winners with asterisk (* please)]	_____	_____
	_____	_____
TOTAL:		_____
Write-ins:	<u>Cathy Voyer</u>	<u>1</u>
	_____	_____
TOTAL:		<u>1</u>

Republican

	Name	Votes Received:
Candidate(s): [mark winners with asterisk (* please)]	<u>Richard Marron *</u>	<u>671</u>
	<u>Cathy Voyer *</u>	<u>517</u>
TOTAL:		_____
Write-ins:	<u>Frank Huard-7, Stacey Heuer-3, Tony Voyer-1,</u>	
	<u>Anna Haselton-1, David Stackpole-1</u>	<u>13</u>
TOTAL:		<u>13</u>

We completed the canvass of votes for this office on September 11, 1998.

Mary Ann Wilson

 Town Clerk

Catherine Hillson

 Other Election Official

Johnson

OFFICIAL REPORT OF THE CANVASSING COMMITTEE
For Representative District 3-Lamoille
Primary Election, September 8, 1998

In accordance with 17 V.S.A. §§ 2368-2371, we have met and canvassed the returns of votes for major party nominations for the Office of State Representative cast at the September 8, 1998 Primary Election as filed with us. For nomination of State Representative, the following results were tallied (write additional write-ins on back please):

Democratic

	Name	Votes Received:
Candidate(s): [mark winners with asterisk (* please)]	* Mark Woodward	33
TOTAL:		33
Write-ins:	Ernest Stab Earle	8
	David Whitcomb	6
TOTAL:		14

Grassroots

	Name	Votes Received:
Candidate(s): [mark winners with asterisk (* please)]		
TOTAL:		
Write-ins:	Blaine Delisle	1
	Ernest Stab Earle	1
	David Whitcomb	1
TOTAL:		3

Republican

	Name	Votes Received:
Candidate(s): [mark winners with asterisk (* please)]	Blaine A Delisle	68
TOTAL:		68
Write-ins:	* Ernest (Stub) Earle	129
	David Whitcomb	34
	Mark Woodward	41
TOTAL:		204

We completed the canvass of votes for this office on September 10, 1998.

Allen W. Averb
Town Clerk

Rosemary Audubert
Other Election Official

OFFICIAL REPORT OF THE CANVASSING COMMITTEE
For Representative District ORANGE 1
Primary Election, September 8, 1998

In accordance with 17 V.S.A. §§ 2368-2371, we have met and canvassed the returns of votes for major party nominations for the Office of State Representative cast at the September 8, 1998 Primary Election as filed with us. For nomination of State Representative, the following results were tallied (write additional write-ins on back please):

Democratic

	Name	Votes Received:
Candidate(s): [mark winners with asterisk (* please)]	* Michael J. Fiorillo	91
	* Genie Robbins	101
	_____	_____
TOTAL:		192
Write-ins:	Carolyn Tonelli	1
	Philip Angell	3
TOTAL:	continued on the back of sheet	9

Grassroots

	Name	Votes Received:
Candidate(s): [mark winners with asterisk (* please)]	_____	_____
	_____	_____
	_____	_____
TOTAL:		_____
Write-ins:	Mike Fiorillo	2
	Genie Robbins	2
TOTAL:		4

Republican

	Name	Votes Received:
Candidate(s): [mark winners with asterisk (* please)]	* Philip A. Angell, Jr.	475
	Bruce A. Dawson	195
	* Richard W. Mallary	469
	Ron Ross	246
TOTAL:		1,385
Write-ins:	Ralph Baker	2
	Genie Robbins	6
TOTAL:	continued on the back of sheet	13

We completed the canvass of votes for this office on September 10, 1998.

George J. Mazzucco
 Town Clerk

Linda K. Duse
 Other Election Official

DEMOCRATIC

Write Ins-Continued:

<u>NAME</u>	<u>Votes Received</u>
<u>Richard Mallary</u>	<u>3</u>
<u>Bruce Dawson</u>	<u>2</u>

REPUBLICAN

Write Ins-Continued:

<u>Name</u>	<u>Votes Received</u>
<u>David Lee</u>	<u>1</u>
<u>Jerry Smith</u>	<u>1</u>
<u>Mike Florillo</u>	<u>1</u>
<u>Jack Skoda</u>	<u>1</u>
<u>Melvin Mandigo</u>	<u>1</u>

OFFICIAL REPORT OF THE CANVASSING COMMITTEE
For Representative District ORANGE II
Primary Election, September 8, 1998

In accordance with 17 V.S.A. §§ 2368-2371, we have met and canvassed the returns of votes for major party nominations for the Office of State Representative cast at the September 8, 1998 Primary Election as filed with us. For nomination of State Representative, the following results were tallied (write additional write-ins on back please):

Democratic

Name	Votes Received:
Candidate(s): [mark winners with asterisk (* please)]	_____
_____	_____
_____	_____
TOTAL:	_____
Write-ins:	_____
TOTAL:	_____
	<u>Emily Newman-1, Marion Milne-62, Ed McGlynn-39,</u>
	<u>Phil Mulligan-2, Lyle Blanchard-6, Cora Brooks-1</u>
	<u>Phil Winters-12, Henrietta Jordan-1, Fred Tuttle-1</u> 135
	<u>Eileen Murphy-1, Ruth Dwyer-1, Murray LaBarr-1</u>
	<u>Ed McMullan-7</u> Grassroots

Name	Votes Received:
Candidate(s): [mark winners with asterisk (* please)]	_____
_____	_____
_____	_____
TOTAL:	_____
Write-ins:	_____
TOTAL:	_____
	<u>Lyle Blanchard</u> 1
	<u>Philip Winters</u> 1
	2

Republican

Name	Votes Received:
Candidate(s): [mark winners with asterisk (* please)]	_____
_____	_____
_____	_____
TOTAL:	_____
Write-ins:	_____
TOTAL:	_____
	<u>Lyle Blanchard</u> 298
	<u>Marion Milne</u> 567*
	<u>Philip Winters</u> 616*
	1481
Write-ins:	_____
TOTAL:	_____
	<u>Philip Winters-1, Marilyn Childs-1, Fred Tuttle-4</u>
	<u>Bryan Keynon-2, Ed McGlynn-5, Wolfe-1</u>
	<u>Ernest Parker-1, Eleanor Albigese-1</u> 16

We completed the canvass of votes for this office on September 11 1998.

Glenn G. Graham
Town Clerk

Deborah Palmer
Other Election Official

OFFICIAL REPORT OF THE CANVASSING COMMITTEE
For Representative District Orange 3
Primary Election, September 8, 1998

In accordance with 17 V.S.A. §§ 2368-2371, we have met and canvassed the returns of votes for major party nominations for the Office of State Representative cast at the September 8, 1998 Primary Election as filed with us. For nomination of State Representative, the following results were tallied (write additional write-ins on back please):

Democratic

	Name	Votes Received:
Candidate(s): [mark winners with asterisk (* please)]	<u>Wayne G. Kenyon</u>	<u>195</u> *
	<u>Gary Murphy</u>	<u>68</u>
TOTAL:		<u>263</u>
Write-ins:	<u>Neil Randall</u>	<u>6</u>
	<u>Robert Lefebvre</u>	<u>5</u>
TOTAL:		<u>11</u>

Grassroots

	Name	Votes Received:
Candidate(s): [mark winners with asterisk (* please)]	_____	_____
	_____	_____
TOTAL:		_____
Write-ins:	<u>Wayne Kenyon</u>	<u>2</u>
	<u>Gary Murphy</u>	<u>1</u>
TOTAL:		<u>3</u>

Republican

	Name	Votes Received:
Candidate(s): [mark winners with asterisk (* please)]	<u>Robert Lefebvre</u>	<u>127</u>
	<u>Neil Randall</u>	<u>280</u> *
TOTAL:		<u>407</u>
Write-ins:	<u>Gary Murphy</u>	<u>15</u>
	<u>Wayne Kenyon</u>	<u>28</u>
	<u>Al Stevens</u>	<u>1</u>
	<u>Wayne Godfrey</u>	<u>1</u>
TOTAL:		<u>45</u>

We completed the canvass of votes for this office on September 11, 1998.

Louise M. Allen
Town Clerk

Linda P. Moore
Other Election Official

OFFICIAL REPORT OF THE CANVASSING COMMITTEE
For Representative District Range 4
Primary Election, September 8, 1998

In accordance with 17 V.S.A. §§ 2368-2371, we have met and canvassed the returns of votes for major party nominations for the Office of State Representative cast at the September 8, 1998 Primary Election as filed with us. For nomination of State Representative, the following results were tallied (write additional write-ins on back please):

Democratic

	Name	Votes Received:
Candidate(s): [mark winners with asterisk (* please)]	* PATRICK KEARNEY	157
	* JAMES MASLAND	198
TOTAL:		355
Write-ins:	JAY BARRETT	8
TOTAL:		9

Grassroots

	Name	Votes Received:
Candidate(s): [mark winners with asterisk (* please)]		
TOTAL:		
Write-ins:		
TOTAL:		

Republican

	Name	Votes Received:
Candidate(s): [mark winners with asterisk (* please)]	* JAY BARRETT	513
TOTAL:		513
Write-ins:	ELMER BROWN JIM MASLAND PATRICK KEARNEY	41 31 103
TOTAL:		

We completed the canvass of votes for this office on September 12, 1998.

Robert C. Hawens
Town Clerk

Arthur J. Bascom
J. P. Other Election Official

Mail to: Secretary of State's Office; Attn: Elections; 109 State St., Montpelier VT 05609-1101

OFFICIAL REPORT OF THE CANVASSING COMMITTEE
For Representative District Orange 4
Primary Election, September 8, 1998

In accordance with 17 V.S.A. §§ 2368-2371, we have met and canvassed the returns of votes for major party nominations for the Office of State Representative cast at the September 8, 1998 Primary Election as filed with us. For nomination of State Representative, the following results were tallied (write additional write-ins on back please):

Democratic

	Name	Votes Received:
Candidate(s): [mark winners with asterisk (* please)]	<u>PATRICK KEARNEY</u>	<u>157</u>
	* <u>JAMES MASLAND</u>	<u>198</u>
	_____	_____
TOTAL:		<u>355</u>
Write-ins:	<u>JAY BARRETT</u>	<u>8</u>
TOTAL:		<u>8</u>

Grassroots

	Name	Votes Received:
Candidate(s): [mark winners with asterisk (* please)]	_____	_____
TOTAL:		_____
Write-ins:	_____	_____
TOTAL:		_____

Republican

	Name	Votes Received:
Candidate(s): [mark winners with asterisk (* please)]	* <u>JAY BARRETT</u>	<u>513</u>
	_____	_____
	_____	_____
TOTAL:		<u>513</u>
Write-ins:	<u>ELMER BROWN</u>	<u>41</u>
	<u>JIM MASLAND</u>	<u>31</u>
	<u>PATRICK KEARNEY</u>	<u>103</u>
TOTAL:		<u>103</u>

We completed the canvass of votes for this office on September 10, 1998.

Robert C. Hawens
Town Clerk

Arthur J. Bacons
J.P. Other Election Official

OFFICIAL REPORT OF THE CANVASSING COMMITTEE
For Representative District Orange 4
Primary Election, September 8, 1998

In accordance with 17 V.S.A. §§ 2368-2371, we have met and canvassed the returns of votes for major party nominations for the Office of State Representative cast at the September 8, 1998 Primary Election as filed with us. For nomination of State Representative, the following results were tallied (write additional write-ins on back please):

Democratic


	Name	Votes Received:
Candidate(s): [mark winners with asterisk (* please)]	<u>PATRICK KEARNEY</u>	<u>157</u>
	* <u>JAMES MASLAND</u>	<u>198</u>
TOTAL:		<u>355</u>
Write-ins:	<u>JAY BARRETT</u>	<u>8</u>
TOTAL:		<u>8</u>

Grassroots

	Name	Votes Received:
Candidate(s): [mark winners with asterisk (* please)]		
TOTAL:		
Write-ins:		
TOTAL:		

Republican

	Name	Votes Received:
Candidate(s): [mark winners with asterisk (* please)]	* <u>JAY BARRETT</u>	<u>513</u>
TOTAL:		<u>513</u>
Write-ins:	<u>ELMER BROWN</u> <u>JIM MASLAND</u> <u>PATRICK KEARNEY</u>	<u>41</u> <u>31</u> <u>103</u>
TOTAL:		



We completed the canvass of votes for this office on September 10, 1998.

Roberta C. Hawes
Town Clerk

Other Election Official

OFFICIAL REPORT OF THE CANVASSING COMMITTEE
For Representative District Orange-Caledonia 1
Primary Election, September 8, 1998

In accordance with 17 V.S.A. §§ 2368-2371, we have met and canvassed the returns of votes for major party nominations for the Office of State Representative cast at the September 8, 1998 Primary Election as filed with us. For nomination of State Representative, the following results were tallied (write additional write-ins on back please):

Democratic

	Name	Votes Received:
Candidate(s): [mark winners with asterisk (* please)]	Al Stevens*	161
	Boots Wardinski	48
	_____	_____
TOTAL:		<u>209</u>
Write-ins:	Oliver North	1
	William Ellithorpe	3
TOTAL:		<u>4</u>

Grassroots

	Name	Votes Received:
Candidate(s): [mark winners with asterisk (* please)]	_____	_____
	_____	_____
	_____	_____
TOTAL:		_____
Write-ins:	Boots Wardinski	1
TOTAL:		<u>1</u>

Republican

	Name	Votes Received:
Candidate(s): [mark winners with asterisk (* please)]	William Ellithorpe, Jr *	381
	_____	_____
	_____	_____
TOTAL:		<u>381</u>
Write-ins:	Mary Grant	3
	Al Stevens	42
TOTAL:	Boots Wardinski	13
	Barbara Thornton	1
		<u>61</u>

We completed the canvass of votes for this office on September 11, 1998.

Barbara M Welch
Town Clerk

Mary J Collins
Other Election Official

OFFICIAL REPORT OF THE CANVASSING COMMITTEE
For Representative District ORLEANS -1
Primary Election, September 8, 1998

In accordance with 17 V.S.A. §§ 2368-2371, we have met and canvassed the returns of votes for major party nominations for the Office of State Representative cast at the September 8, 1998 Primary Election as filed with us. For nomination of State Representative, the following results were tallied (write additional write-ins on back please):


Democratic

	Name	Votes Received:
Candidate(s): [mark winners with asterisk (* please)]	*BARBARA POSTMAN	112
	*BEULA-JEAN SHATTUCK	172
	_____	_____
TOTAL:		284
Write-ins:	JOSEPH SALTSMAN	8
	ROBERT TAYLOR WALKER	10
TOTAL:	NANCY SHELTRA (additional write-ins on back) <i>Grassroots</i>	26
	TOTAL	49


	Name	Votes Received:
Candidate(s): [mark winners with asterisk (* please)]	_____	_____
	_____	_____
	_____	_____
TOTAL:		_____
Write-ins:	BARBARA POSTMAN	1
	BEULA-JEAN SHATTUCK	4
TOTAL:	NANCY SHELTRA ROBERT WALKER	3
	Republican TOTAL	2 10

	Name	Votes Received:
Candidate(s): [mark winners with asterisk (* please)]	JOSEPH SALTSMAN	357
	*NANCY SHELTRA	680
	*ROBERT WALKER	397
	LENIY ZENONOS	319
TOTAL:		1,753
Write-ins:	BARBARA POSTMAN	27
	BEULA-JEAN SHATTUCK	40
TOTAL:	BRIAN SMITH	1
	TOTAL	108

We completed the canvass of votes for this office on September ____, 1998.



 Town Clerk



 Other Election Official

DEMOCRATIC - WRITE INS

PAUL BERNIER JR. 1

BUTCH CRANDALL 1

LENIY ZENONOS 3

Newport City

OFFICIAL REPORT OF THE CANVASSING COMMITTEE
For Representative District 2-Ovland
Primary Election, September 8, 1998

In accordance with 17 V.S.A. §§ 2368-2371, we have met and canvassed the returns of votes for major party nominations for the Office of State Representative cast at the September 8, 1998 Primary Election as filed with us. For nomination of State Representative, the following results were tallied (write additional write-ins on back please):

Democratic

Name	Votes Received:
Candidate(s): [mark winners with asterisk (* please)]	
*REYNOLD R. CHOINIÈRE	181
*TOM STELTER	98
TOTAL:	279
Write-ins:	
WILLIAM FYFE - 20 JOHN HALL - 13 FOREST BUCKLAND - 13 R. PLANTE - 1 JIM GREENWOOD - 1 BUTCH CRANDALL - 1 VINCE ILLUZZI - 1.	50

Grassroots

Name	Votes Received:
Candidate(s): [mark winners with asterisk (* please)]	
*JACK-ALBERT ROGERS	6
CAROLYN W. PARTRIDGE (NAME ON BALLOT IN ERROR)	4
EDWARD S. SOBOLESKI (NAME ON BALLOT IN ERROR)	1
TOTAL:	11
Write-ins:	
FOREST BUCKLAND WILLIAM FYFE	1 1
TOTAL:	2

Republican

Name	Votes Received:
Candidate(s): [mark winners with asterisk (* please)]	
*FOREST A. BUCKLAND	635
*WILLIAM "BILL" FYFE	514
JOHN KENNETH HALL	482
TOTAL:	1631
Write-ins:	
REYNOLD CHOINIÈRE - 24 JACK ROGERS - 3 TOM STELTER - 23 MIKE CANDON - 1 M MCMULLEN - 1 KEVIN GOODRICH - 1	53

We completed the canvass of votes for this office on September 10, 1998.

James D. Johnson
Town Clerk

Rosemarie M. Hartley
Other Election Official

Mail to: Secretary of State's Office; Attn: Elections; 109 State St., Montpelier VT 05609-1101

OFFICIAL REPORT OF THE CANVASSING COMMITTEE
For Representative District Orleans-Caledonia I
Primary Election, September 8, 1998

In accordance with 17 V.S.A. §§ 2368-2371, we have met and canvassed the returns of votes for major party nominations for the Office of State Representative cast at the September 8, 1998 Primary Election as filed with us. For nomination of State Representative, the following results were tallied (write additional write-ins on back please):

REPUBLICAN

	Name	Votes Received:
Candidate(s): [mark winners with asterisk (* please)]	*David Hathaway	922
	*Robert Kinsey	734
	_____	_____
TOTAL:		1656
Write-ins:	See back of page for complete list	130
TOTAL:		1786

Grassroots

	Name	Votes Received:
Candidate(s): [mark winners with asterisk (* please)]	_____	_____
	_____	_____
	_____	_____
TOTAL:		_____
Write-ins:	Brendan Hadash	1
	David Hathaway	1
TOTAL:		2

DEMOCRATIC

	Name	Votes Received:
Candidate(s): [mark winners with asterisk (* please)]	*Brendan Hadash	114
	_____	_____
	_____	_____
TOTAL:		114
Write-ins:	See back of page for complete list	97
TOTAL:		211

We completed the canvass of votes for this office on September 11, 1998.

Maureen N. White

 Town Clerk

John F. Brown

 Other Election Official

REPUBLICAN WRITE INS

Ron Penharlow	1
Kevin Goodridge	81
Brendan Hadash	23
Butler	1
Howard Fuller	1
David Bolduc	1
Dan Maclure	1
Anne Wilson	1
Paul Daniels	2
Everett Demeritt	1
Paul C handier	1
James Currier	1
Francis Whitcomb	2
Carlton Bickford	1
Bob Walker	2
Condon	1
Mike Metcalf	1
John Noble	2
Kevin Ridgeway	1
Tom Smith	1
Bill Page	1
Mike Rogers	1
Janice Peaslee	1
Gene Gervais	1

DEMOCRATIC WRITE INS

David Hathaway	47
Robert Kinsey	43
Francis Whitcomb	3
Nancy Sheltra	1
Kevin Goodridge	2
Tim Fritz	1

OFFICIAL REPORT OF THE CANVASSING COMMITTEE
For Representative District Orleans-Caledonia I
Primary Election, September 8, 1998

In accordance with 17 V.S.A. §§ 2366-2371, we have met and canvassed the returns of votes for major party nominations for the Office of State Representative cast at the September 8, 1998 Primary Election as filed with us. For nomination of State Representative, the following results were tallied (write additional write-ins on back please):

REPUBLICAN

	Name	Votes Received:
Candidate(s): [mark winners with asterisk (* please)]	*David Hathaway	922
	*Robert Kinsey	734
TOTAL:		1656
Write-ins:	See back of page for complete list	130
TOTAL:		1786

Grassroots

	Name	Votes Received:
Candidate(s): [mark winners with asterisk (* please)]		
TOTAL:		
Write-ins:	Brendan Hadash David Hathaway	1 1 2
TOTAL:		2

DEMOCRATIC

	Name	Votes Received:
Candidate(s): [mark winners with asterisk (* please)]	*Brendan Hadash	114
TOTAL:		114
Write-ins:	See back of page for complete list	97
TOTAL:		211

We completed the canvass of votes for this office on September 11, 1998.

Spencer N. White
Town Clerk

John F. Brown
Other Election Official

Mail to: Secretary of State's Office; Attn: Elections; 109 State St., Montpelier VT 05609-1101