

State of Vermont

**Historical Results  
for State Senate and State  
Representative Primaries**

1992 - 2000

Compiled from Canvassing Committee Reports

**OFFICIAL REPORT OF THE CANVASSING COMMITTEE**  
**For Representative District Lamoille - 1**  
**Primary Election, September 8, 1998**

In accordance with 17 V.S.A. §§ 2368-2371, we have met and canvassed the returns of votes for major party nominations for the Office of State Representative cast at the September 8, 1998 Primary Election as filed with us. For nomination of State Representative, the following results were tallied (write additional write-ins on back please):

**Democratic**

| Name   | Votes Received: |
|--|-----------------|
| Candidate(s):<br>[mark winners<br>with asterisk<br>(* please)] |                 |
| _____  | _____           |
| _____  | _____           |
| _____  | _____           |
| TOTAL:   | _____           |
| Write-ins: <u>Richard Westman</u>                              | <u>9</u>        |
| <u>Margo Rome</u>  | <u>1</u>        |
| TOTAL:   | <u>10</u>       |

**Grassroots**

| Name   | Votes Received: |
|--|-----------------|
| Candidate(s):<br>[mark winners<br>with asterisk<br>(* please)] | <u>0</u>        |
| _____  | _____           |
| _____  | _____           |
| _____  | _____           |
| TOTAL:   | <u>0</u>        |
| Write-ins:   | <u>0</u>        |
| _____  | _____           |
| TOTAL:   | <u>0</u>        |

**Republican**

| Name   | Votes Received: |
|--|-----------------|
| Candidate(s):<br>[mark winners<br>with asterisk<br>(* please)] | <u>223</u>      |
| * <u>Richard A. Westman</u>                                    | _____           |
| _____  | _____           |
| _____  | _____           |
| TOTAL:   | <u>223</u>      |
| Write-ins: <u>Andy Crossman</u>                                | <u>2</u>        |
| <u>Mark Archambault</u>  | <u>1</u>        |
| TOTAL:   | <u>1</u>        |
| <u>Larry Brown</u>   | <u>1</u>        |
| <u>Maura Tallman</u>   | <u>1</u>        |
| <u>Alan Manchester</u>   | <u>7</u>        |
|  | <u>13</u>       |

We completed the canvass of votes for this office on September 10, 1998.

Gene M. Porter  
Town Clerk

Frank Hill  
Other Election Official

**OFFICIAL REPORT OF THE CANVASSING COMMITTEE**  
**For Representative District Lamoille 2-1**  
**Primary Election, September 8, 1998**

In accordance with 17 V.S.A. §§ 2368-2371, we have met and canvassed the returns of votes for major party nominations for the Office of State Representative cast at the September 8, 1998 Primary Election as filed with us. For nomination of State Representative, the following results were tallied (write additional write-ins on back please):

**Democratic**

|  | Name                                      | Votes Received:      |
|--|---|----------------------|
| Candidate(s):<br>[mark winners<br>with asterisk<br>(* please)] | ***Jan Roy<br>_____<br>_____<br>_____     | 48<br>_____<br>_____ |
| TOTAL:   |   | 48<br>_____          |
| Write-ins:   | Stephanie Bourdeau<br>Stub Earle<br>_____ | 2<br>1<br>_____      |
| TOTAL:   |   | 3<br>_____           |

**Grassroots**

|  | Name                    | Votes Received:         |
|--|-------------------------|-------------------------|
| Candidate(s):<br>[mark winners<br>with asterisk<br>(* please)] | _____<br>_____<br>_____ | _____<br>_____<br>_____ |
| TOTAL:   |                         | 0<br>_____              |
| Write-ins:   | _____<br>_____          | _____<br>_____          |
| TOTAL:   |                         | 0<br>_____              |

**Republican**

|  | Name   | Votes Received:       |
|--|--|-----------------------|
| Candidate(s):<br>[mark winners<br>with asterisk<br>(* please)] | ***Stephanie Bourdeau<br>_____<br>_____<br>_____ | 292<br>_____<br>_____ |
| TOTAL:   |  | 292<br>_____          |
| Write-ins:   | Jan Roy<br>Dave Griswold<br>_____                | 15<br>1<br>_____      |
| TOTAL:   |  | 17<br>_____           |

We completed the canvass of votes for this office on September 11, 1998.

Nancy Anderson  
Town Clerk

Crystal Currier  
Other Election Official

Republican:

Write-In: Fred Tuttle

1

**OFFICIAL REPORT OF THE CANVASSING COMMITTEE**  
**For Representative District Lamoille 2-2**  
**Primary Election, September 8, 1998**

In accordance with 17 V.S.A. §§ 2368-2371, we have met and canvassed the returns of votes for major party nominations for the Office of State Representative cast at the September 8, 1998 Primary Election as filed with us. For nomination of State Representative, the following results were tallied (write additional write-ins on back please):

**Democratic**

|  | Name                    | Votes Received: |
|--|-------------------------|-----------------|
| Candidate(s):<br>[mark winners<br>with asterisk<br>(* please)] | <u>Stacey Heuer *</u>   | <u>62</u>       |
|  | <u>Frank E. Huard *</u> | <u>63</u>       |
|  | _____                   | _____           |
| TOTAL:   |                         | <u>125</u>      |
| Write-ins:   | <u>Cathy Voyer</u>      | <u>6</u>        |
|  | <u>Dawn Andrews</u>     | <u>1</u>        |
|  | <u>Richard Marron</u>   | <u>2</u>        |
| TOTAL:   |                         | <u>9</u>        |

**Grassroots**

|  | Name               | Votes Received: |
|--|--------------------|-----------------|
| Candidate(s):<br>[mark winners<br>with asterisk<br>(* please)] | _____              | _____           |
|  | _____              | _____           |
|  | _____              | _____           |
| TOTAL:   |                    | _____           |
| Write-ins:   | <u>Cathy Voyer</u> | <u>1</u>        |
|  | _____              | _____           |
| TOTAL:   |                    | <u>1</u>        |

**Republican**

|  | Name   | Votes Received: |
|--|--|-----------------|
| Candidate(s):<br>[mark winners<br>with asterisk<br>(* please)] | <u>Richard Marron *</u>  | <u>671</u>      |
|  | <u>Cathy Voyer *</u>   | <u>517</u>      |
|  | _____  | _____           |
| TOTAL:   |  | _____           |
| Write-ins:   | <u>Frank Huard-7, Stacey Heuer-3, Tony Voyer-1,<br/>Anna Haselton-1, David Stackpole-1</u> | <u>13</u>       |
|  | _____  | _____           |
| TOTAL:   |  | <u>13</u>       |

We completed the canvass of votes for this office on September 11, 1998.

Mary Ann Wilson  
Town Clerk

Catherine Hillson  
Other Election Official

Johnson

OFFICIAL REPORT OF THE CANVASSING COMMITTEE  
For Representative District 3-Lamoille  
Primary Election, September 8, 1998

In accordance with 17 V.S.A. §§ 2368-2371, we have met and canvassed the returns of votes for major party nominations for the Office of State Representative cast at the September 8, 1998 Primary Election as filed with us. For nomination of State Representative, the following results were tallied (write additional write-ins on back please):

Democratic

|  | Name              | Votes Received: |
|--|-------------------|-----------------|
| Candidate(s):<br>[mark winners<br>with asterisk<br>(* please)] | * Mark Woodward   | 33              |
| TOTAL:   |                   | 33              |
| Write-ins:   | Ernest Stab Earle | 8               |
|  | David Whitcomb    | 6               |
| TOTAL:   |                   | 14              |

Grassroots

|  | Name              | Votes Received: |
|--|-------------------|-----------------|
| Candidate(s):<br>[mark winners<br>with asterisk<br>(* please)] |                   |                 |
| TOTAL:   |                   |                 |
| Write-ins:   | Blaine Delisle    | 1               |
|  | Ernest Stab Earle | 1               |
|  | David Whitcomb    | 1               |
| TOTAL:   |                   | 3               |

Republican

|  | Name                  | Votes Received: |
|--|-----------------------|-----------------|
| Candidate(s):<br>[mark winners<br>with asterisk<br>(* please)] | Blaine A Delisle      | 68              |
| TOTAL:   |                       | 68              |
| Write-ins:   | * Ernest (Stub) Earle | 129             |
|  | David Whitcomb        | 34              |
|  | Mark Woodward         | 41              |
| TOTAL:   |                       | 204             |

We completed the canvass of votes for this office on September 10, 1998.

Allen W. Averb  
Town Clerk

Rosemary Audubert  
Other Election Official

**OFFICIAL REPORT OF THE CANVASSING COMMITTEE**  
**For Representative District ORANGE 1**  
**Primary Election, September 8, 1998**

In accordance with 17 V.S.A. §§ 2368-2371, we have met and canvassed the returns of votes for major party nominations for the Office of State Representative cast at the September 8, 1998 Primary Election as filed with us. For nomination of State Representative, the following results were tallied (write additional write-ins on back please):

**Democratic**

|  | Name                           | Votes Received: |
|--|--------------------------------|-----------------|
| Candidate(s):<br>[mark winners<br>with asterisk<br>(* please)] | * Michael J. Fiorillo          | 91              |
|  | * Genie Robbins                | 101             |
|  | _____                          | _____           |
| TOTAL:   |                                | 192             |
| Write-ins:   | Carolyn Tonelli                | 1               |
|  | Philip Angell                  | 3               |
| TOTAL:   | continued on the back of sheet | 9               |

**Grassroots**

|  | Name          | Votes Received: |
|--|---------------|-----------------|
| Candidate(s):<br>[mark winners<br>with asterisk<br>(* please)] | _____         | _____           |
|  | _____         | _____           |
|  | _____         | _____           |
| TOTAL:   |               | _____           |
| Write-ins:   | Mike Fiorillo | 2               |
|  | Genie Robbins | 2               |
| TOTAL:   |               | 4               |

**Republican**

|  | Name                           | Votes Received: |
|--|--------------------------------|-----------------|
| Candidate(s):<br>[mark winners<br>with asterisk<br>(* please)] | * Philip A. Angell, Jr.        | 475             |
|  | Bruce A. Dawson                | 195             |
|  | * Richard W. Mallary           | 469             |
|  | Ron Ross                       | 246             |
| TOTAL:   |                                | 1,385           |
| Write-ins:   | Ralph Baker                    | 2               |
|  | Genie Robbins                  | 6               |
| TOTAL:   | continued on the back of sheet | 13              |

We completed the canvass of votes for this office on September 10, 1998.

*George J. Mazzucco*  
 Town Clerk

*Linda K. Duse*  
 Other Election Official

DEMOCRATIC

Write Ins-Continued:

| <u>NAME</u>            | <u>Votes Received</u> |
|------------------------|-----------------------|
| <u>Richard Mallary</u> | <u>3</u>              |
| <u>Bruce Dawson</u>    | <u>2</u>              |

REPUBLICAN

Write Ins-Continued:

| <u>Name</u>           | <u>Votes Received</u> |
|-----------------------|-----------------------|
| <u>David Lee</u>      | <u>1</u>              |
| <u>Jerry Smith</u>    | <u>1</u>              |
| <u>Mike Florillo</u>  | <u>1</u>              |
| <u>Jack Skoda</u>     | <u>1</u>              |
| <u>Melvin Mandigo</u> | <u>1</u>              |



**OFFICIAL REPORT OF THE CANVASSING COMMITTEE**  
**For Representative District ORANGE II**  
**Primary Election, September 8, 1998**

In accordance with 17 V.S.A. §§ 2368-2371, we have met and canvassed the returns of votes for major party nominations for the Office of State Representative cast at the September 8, 1998 Primary Election as filed with us. For nomination of State Representative, the following results were tallied (write additional write-ins on back please):

**Democratic**

| Name   | Votes Received:   |
|--|---|
| Candidate(s):<br>[mark winners<br>with asterisk<br>(* please)] | _____   |
| _____  | _____   |
| _____  | _____   |
| TOTAL:   | _____   |
| Write-ins:   | _____   |
| TOTAL:   | _____   |
|  | <u>Emily Newman-1, Marion Milne-62, Ed McGlynn-39,</u>        |
|  | <u>Phil Mulligan-2, Lyle Blanchard-6, Cora Brooks-1</u>       |
|  | <u>Phil Winters-12, Henrietta Jordan-1, Fred Tuttle-1</u> 135 |
|  | <u>Eileen Murphy-1, Ruth Dwyer-1, Murray LaBarr-1</u>         |
|  | <u>Ed McMullan-7</u> Grassroots                               |

| Name   | Votes Received:         |
|--|-------------------------|
| Candidate(s):<br>[mark winners<br>with asterisk<br>(* please)] | _____                   |
| _____  | _____                   |
| _____  | _____                   |
| TOTAL:   | _____                   |
| Write-ins:   | _____                   |
| TOTAL:   | _____                   |
|  | <u>Lyle Blanchard</u> 1 |
|  | <u>Philip Winters</u> 1 |
|  | 2                       |

**Republican**

| Name   | Votes Received:  |
|--|--|
| Candidate(s):<br>[mark winners<br>with asterisk<br>(* please)] | _____  |
| _____  | _____  |
| _____  | _____  |
| TOTAL:   | _____  |
| Write-ins:   | _____  |
| TOTAL:   | _____  |
|  | <u>Lyle Blanchard</u> 298                                |
|  | <u>Marion Milne</u> 567*                                 |
|  | <u>Philip Winters</u> 616*                               |
|  | 1481   |
| Write-ins:   | _____  |
| TOTAL:   | _____  |
|  | <u>Philip Winters-1, Marilyn Childs-1, Fred Tuttle-4</u> |
|  | <u>Bryan Keynon-2, Ed McGlynn-5, Wolfe-1</u>             |
|  | <u>Ernest Parker-1, Eleanor Albigese-1</u> 16            |

We completed the canvass of votes for this office on September 11 1998.

Glenn G. Graham  
Town Clerk

Deborah Palmer  
Other Election Official

**OFFICIAL REPORT OF THE CANVASSING COMMITTEE**  
**For Representative District Orange 3**  
**Primary Election, September 8, 1998**

In accordance with 17 V.S.A. §§ 2368-2371, we have met and canvassed the returns of votes for major party nominations for the Office of State Representative cast at the September 8, 1998 Primary Election as filed with us. For nomination of State Representative, the following results were tallied (write additional write-ins on back please):

**Democratic**

|  | Name                   | Votes Received: |
|--|------------------------|-----------------|
| Candidate(s):<br>[mark winners<br>with asterisk<br>(* please)] | <u>Wayne G. Kenyon</u> | <u>195</u> *    |
|  | <u>Gary Murphy</u>     | <u>68</u>       |
| TOTAL:   |                        | <u>263</u>      |
| Write-ins:   | <u>Neil Randall</u>    | <u>6</u>        |
|  | <u>Robert Lefebvre</u> | <u>5</u>        |
| TOTAL:   |                        | <u>11</u>       |

**Grassroots**

|  | Name                | Votes Received: |
|--|---------------------|-----------------|
| Candidate(s):<br>[mark winners<br>with asterisk<br>(* please)] | _____               | _____           |
|  | _____               | _____           |
| TOTAL:   |                     | _____           |
| Write-ins:   | <u>Wayne Kenyon</u> | <u>2</u>        |
|  | <u>Gary Murphy</u>  | <u>1</u>        |
| TOTAL:   |                     | <u>3</u>        |

**Republican**

|  | Name                   | Votes Received: |
|--|------------------------|-----------------|
| Candidate(s):<br>[mark winners<br>with asterisk<br>(* please)] | <u>Robert Lefebvre</u> | <u>127</u>      |
|  | <u>Neil Randall</u>    | <u>280</u> *    |
| TOTAL:   |                        | <u>407</u>      |
| Write-ins:   | <u>Gary Murphy</u>     | <u>15</u>       |
|  | <u>Wayne Kenyon</u>    | <u>28</u>       |
| TOTAL:   | <u>Al Stevens</u>      | <u>1</u>        |
|  | <u>Wayne Godfrey</u>   | <u>1</u>        |
|  |                        | <u>45</u>       |

We completed the canvass of votes for this office on September 11, 1998.

Louise M. Allen  
Town Clerk

Linda P. Moore  
Other Election Official

OFFICIAL REPORT OF THE CANVASSING COMMITTEE  
For Representative District Range 4  
Primary Election, September 8, 1998

In accordance with 17 V.S.A. §§ 2368-2371, we have met and canvassed the returns of votes for major party nominations for the Office of State Representative cast at the September 8, 1998 Primary Election as filed with us. For nomination of State Representative, the following results were tallied (write additional write-ins on back please):

Democratic

|  | Name              | Votes Received: |
|--|-------------------|-----------------|
| Candidate(s):<br>[mark winners<br>with asterisk<br>(* please)] | * PATRICK KEARNEY | 157             |
|  | * JAMES MASLAND   | 198             |
|  |                   |                 |
| TOTAL:   |                   | 355             |
| Write-ins:   | JAY BARRETT       | 8               |
| TOTAL:   |                   | 8               |

Grassroots

|  | Name | Votes Received: |
|--|------|-----------------|
| Candidate(s):<br>[mark winners<br>with asterisk<br>(* please)] |      |                 |
|  |      |                 |
|  |      |                 |
| TOTAL:   |      |                 |
| Write-ins:   |      |                 |
| TOTAL:   |      |                 |

Republican

|  | Name  | Votes Received: |
|--|---|-----------------|
| Candidate(s):<br>[mark winners<br>with asterisk<br>(* please)] | * JAY BARRETT                                 | 513             |
|  |   |                 |
|  |   |                 |
| TOTAL:   |   | 513             |
| Write-ins:   | ELMER BROWN<br>JIM MASLAND<br>PATRICK KEARNEY | 41<br>31<br>103 |
| TOTAL:   |   |                 |

We completed the canvass of votes for this office on September 12, 1998.

Robert C. Hawens  
Town Clerk

Arthur J. Bascom  
J. P. Other Election Official

Mail to: Secretary of State's Office; Attn: Elections; 109 State St., Montpelier VT 05609-1101

**OFFICIAL REPORT OF THE CANVASSING COMMITTEE**  
**For Representative District Orange 4**  
**Primary Election, September 8, 1998**

In accordance with 17 V.S.A. §§ 2368-2371, we have met and canvassed the returns of votes for major party nominations for the Office of State Representative cast at the September 8, 1998 Primary Election as filed with us. For nomination of State Representative, the following results were tallied (write additional write-ins on back please):

**Democratic**

|  | Name                   | Votes Received: |
|--|------------------------|-----------------|
| Candidate(s):<br>[mark winners<br>with asterisk<br>(* please)] | <u>PATRICK KEARNEY</u> | <u>157</u>      |
|  | * <u>JAMES MASLAND</u> | <u>198</u>      |
| TOTAL:   |                        | <u>355</u>      |
| Write-ins:   | <u>JAY BARRETT</u>     | <u>8</u>        |
| TOTAL:   |                        | <u>8</u>        |

**Grassroots**

|  | Name  | Votes Received: |
|--|-------|-----------------|
| Candidate(s):<br>[mark winners<br>with asterisk<br>(* please)] | _____ | _____           |
| TOTAL:   |       | _____           |
| Write-ins:   | _____ | _____           |
| TOTAL:   |       | _____           |

**Republican**

|  | Name                   | Votes Received: |
|--|------------------------|-----------------|
| Candidate(s):<br>[mark winners<br>with asterisk<br>(* please)] | * <u>JAY BARRETT</u>   | <u>513</u>      |
|  |                        | _____           |
| TOTAL:   |                        | <u>513</u>      |
| Write-ins:   | <u>ELMER BROWN</u>     | <u>41</u>       |
|  | <u>JIM MASLAND</u>     | <u>31</u>       |
|  | <u>PATRICK KEARNEY</u> | <u>103</u>      |
| TOTAL:   |                        | <u>103</u>      |

We completed the canvass of votes for this office on September 10, 1998.

Robert C. Hawens  
Town Clerk

Arthur J. Bacons  
J.P. Other Election Official

**OFFICIAL REPORT OF THE CANVASSING COMMITTEE**  
 For Representative District Orange 4  
 Primary Election, September 8, 1998

In accordance with 17 V.S.A. §§ 2368-2371, we have met and canvassed the returns of votes for major party nominations for the Office of State Representative cast at the September 8, 1998 Primary Election as filed with us. For nomination of State Representative, the following results were tallied (write additional write-ins on back please):

**Democratic**


|  | Name                   | Votes Received: |
|--|------------------------|-----------------|
| Candidate(s):<br>[mark winners<br>with asterisk<br>(* please)] | <u>PATRICK KEARNEY</u> | <u>157</u>      |
|  | * <u>JAMES MASLAND</u> | <u>198</u>      |
| TOTAL:   |                        | <u>355</u>      |
| Write-ins:   | <u>JAY BARRETT</u>     | <u>8</u>        |
| TOTAL:   |                        | <u>8</u>        |

**Grassroots**

|  | Name  | Votes Received: |
|--|-------|-----------------|
| Candidate(s):<br>[mark winners<br>with asterisk<br>(* please)] | _____ | _____           |
| TOTAL:   |       | _____           |
| Write-ins:   | _____ | _____           |
| TOTAL:   |       | _____           |

**Republican**

|  | Name   | Votes Received:                      |
|--|--|--------------------------------------|
| Candidate(s):<br>[mark winners<br>with asterisk<br>(* please)] | * <u>JAY BARRETT</u>   | <u>513</u>                           |
|  | _____  | _____                                |
| TOTAL:   |  | <u>513</u>                           |
| Write-ins:   | <u>ELMER BROWN</u><br><u>JIM MASLAND</u><br><u>PATRICK KEARNEY</u> | <u>41</u><br><u>31</u><br><u>103</u> |
| TOTAL:   |  | <u>103</u>                           |



We completed the canvass of votes for this office on September 10, 1998.

Roberta C. Hawes  
 Town Clerk

\_\_\_\_\_  
 Other Election Official

**OFFICIAL REPORT OF THE CANVASSING COMMITTEE**  
**For Representative District Orange-Caledonia 1**  
**Primary Election, September 8, 1998**

In accordance with 17 V.S.A. §§ 2368-2371, we have met and canvassed the returns of votes for major party nominations for the Office of State Representative cast at the September 8, 1998 Primary Election as filed with us. For nomination of State Representative, the following results were tallied (write additional write-ins on back please):

**Democratic**

|  | Name                       | Votes Received: |
|--|----------------------------|-----------------|
| Candidate(s):<br>[mark winners<br>with asterisk<br>(* please)] | Al Stevens*                | 161             |
|  | <del>Boots Wardinski</del> | <del>48</del>   |
|  | _____                      | _____           |
| TOTAL:   |                            | <u>209</u>      |
| Write-ins:   | Oliver North               | 1               |
|  | William Ellithorpe         | 3               |
| TOTAL:   |                            | <u>4</u>        |

**Grassroots**

|  | Name            | Votes Received: |
|--|-----------------|-----------------|
| Candidate(s):<br>[mark winners<br>with asterisk<br>(* please)] | _____           | _____           |
|  | _____           | _____           |
|  | _____           | _____           |
| TOTAL:   |                 | _____           |
| Write-ins:   | Boots Wardinski | 1               |
| TOTAL:   |                 | <u>1</u>        |

**Republican**

|  | Name                        | Votes Received: |
|--|-----------------------------|-----------------|
| Candidate(s):<br>[mark winners<br>with asterisk<br>(* please)] | William Ellithorpe, Jr *    | 381             |
|  | _____                       | _____           |
|  | _____                       | _____           |
| TOTAL:   |                             | <u>381</u>      |
| Write-ins:   | Mary Grant                  | 3               |
|  | Al Stevens                  | 42              |
| TOTAL:   | <del>Boots Wardinski</del>  | <del>13</del>   |
|  | <del>Barbara Thornton</del> | <del>1</del>    |
|  |                             | <u>61</u>       |

We completed the canvass of votes for this office on September 11, 1998.

Barbara M Welch  
Town Clerk

Mary J Collins  
Other Election Official

**OFFICIAL REPORT OF THE CANVASSING COMMITTEE**  
**For Representative District ORLEANS -1**  
**Primary Election, September 8, 1998**

In accordance with 17 V.S.A. §§ 2368-2371, we have met and canvassed the returns of votes for major party nominations for the Office of State Representative cast at the September 8, 1998 Primary Election as filed with us. For nomination of State Representative, the following results were tallied (write additional write-ins on back please):


**Democratic**


|  | Name   | Votes Received: |
|--|--|-----------------|
| Candidate(s):<br>[mark winners<br>with asterisk<br>(* please)] | *BARBARA POSTMAN   | 112             |
|  | *BEULA-JEAN SHATTUCK   | 172             |
|  | _____  | _____           |
| TOTAL:   |  | 284             |
| Write-ins:   | JOSEPH SALTSMAN  | 8               |
|  | ROBERT TAYLOR WALKER   | 10              |
| TOTAL:   | NANCY SHELTRA<br>(additional write-ins on back)<br><i>Grassroots</i> | 26              |
|  | TOTAL  | 49              |

|  | Name                           | Votes Received: |
|--|--------------------------------|-----------------|
| Candidate(s):<br>[mark winners<br>with asterisk<br>(* please)] | _____                          | _____           |
|  | _____                          | _____           |
|  | _____                          | _____           |
| TOTAL:   |                                | _____           |
| Write-ins:   | BARBARA POSTMAN                | 1               |
|  | BEULA-JEAN SHATTUCK            | 4               |
| TOTAL:   | NANCY SHELTRA<br>ROBERT WALKER | 3               |
|  | Republican TOTAL               | 2<br>10         |

|  | Name                | Votes Received: |
|--|---------------------|-----------------|
| Candidate(s):<br>[mark winners<br>with asterisk<br>(* please)] | JOSEPH SALTSMAN     | 357             |
|  | *NANCY SHELTRA      | 680             |
|  | *ROBERT WALKER      | 397             |
|  | LENIY ZENONOS       | 319             |
| TOTAL:   |                     | 1,753           |
| Write-ins:   | BARBARA POSTMAN     | 27              |
|  | BEULA-JEAN SHATTUCK | 40              |
| TOTAL:   | BRIAN SMITH         | 1               |
|  | TOTAL               | 108             |

We completed the canvass of votes for this office on September \_\_\_\_, 1998.

  
 \_\_\_\_\_  
 Town Clerk

  
 \_\_\_\_\_  
 Other Election Official

DEMOCRATIC - WRITE INS

PAUL BERNIER JR. 1

BUTCH CRANDALL 1

LENIY ZENONOS 3



Newport City

OFFICIAL REPORT OF THE CANVASSING COMMITTEE  
For Representative District 2-Ovland  
Primary Election, September 8, 1998

In accordance with 17 V.S.A. §§ 2368-2371, we have met and canvassed the returns of votes for major party nominations for the Office of State Representative cast at the September 8, 1998 Primary Election as filed with us. For nomination of State Representative, the following results were tallied (write additional write-ins on back please):

Democratic

| Name  | Votes Received: |
|---|-----------------|
| Candidate(s):<br>[mark winners<br>with asterisk<br>(* please)]  |                 |
| *REYNOLD R. CHOINIÈRE   | 181             |
| *TOM STELTER  | 98              |
| TOTAL:  | 279             |
| Write-ins:  |                 |
| WILLIAM FYFE - 20 JOHN HALL - 13 FOREST BUCKLAND - 13<br>R. PLANTE - 1 JIM GREENWOOD - 1 BUTCH CRANDALL - 1<br>VINCE ILLUZZI - 1. | 50              |

Grassroots

| Name   | Votes Received: |
|--|-----------------|
| Candidate(s):<br>[mark winners<br>with asterisk<br>(* please)] |                 |
| *JACK-ALBERT ROGERS  | 6               |
| CAROLYN W. PARTRIDGE (NAME ON BALLOT IN ERROR)                 | 4               |
| EDWARD S. SOBOLESKI (NAME ON BALLOT IN ERROR)                  | 1               |
| TOTAL:   | 11              |
| Write-ins:   |                 |
| FOREST BUCKLAND<br>WILLIAM FYFE                                | 1<br>1          |
| TOTAL:   | 2               |

Republican

| Name   | Votes Received: |
|--|-----------------|
| Candidate(s):<br>[mark winners<br>with asterisk<br>(* please)]   |                 |
| *FOREST A. BUCKLAND  | 635             |
| *WILLIAM "BILL" FYFE   | 514             |
| JOHN KENNETH HALL  | 482             |
| TOTAL:   | 1631            |
| Write-ins:   |                 |
| REYNOLD CHOINIÈRE - 24 JACK ROGERS - 3 TOM STELTER - 23<br>MIKE CANDON - 1 M MCMULLEN - 1 KEVIN GOODRICH - 1 | 53              |

We completed the canvass of votes for this office on September 10, 1998.

*James D. Johnson*  
Town Clerk

*Josephine M. Hartley*  
Other Election Official

Mail to: Secretary of State's Office; Attn: Elections; 109 State St., Montpelier VT 05609-1101