

State of Vermont

**Historical Results  
for State Senate and State  
Representative Primaries**

1992 - 2000

Compiled from Canvassing Committee Reports

**OFFICIAL REPORT OF THE CANVASSING COMMITTEE**  
**For Senatorial District FRANKLIN**  
**Primary Election, September 8, 1998**


In accordance with 17 V.S.A. §§ 2368-2371, we have met and canvassed the returns of votes for major party nominations for the Office of State Senator cast at the September 8, 1998 Primary Election as filed with us. For nomination of State Senator, the following results were tallied (write additional write-ins on back please):

		<b>Democratic</b>	
	Name		Votes Received:
Candidate(s):	* Sara Branon Kittell	_____	1956
[mark winners with asterisk (*) please]	* J. Frank Montagne	_____	1456
Write-ins:	George Costes	_____	168
	Joe Montcalm	_____	27
TOTAL:	Fred Tuttle	_____	11
	8 single votes	_____	8
Write-ins:	_____	_____	_____
TOTAL:	_____	_____	3630


		<b>Republican</b>	
	Name		Votes Received:
Candidate(s):	* George Costes	_____	1630
[mark winners with asterisk (*) please]	* Carl Rosenquist	_____	1047
Write-ins:	Sara Branon Kittell	_____	100
	J. Franklin Montagne	_____	58
TOTAL:	Misc.	_____	4
	R. Shea	_____	2
Write-ins:	Kathy Keenan	_____	3
	J. Wright	_____	2
TOTAL:	12 Single Votes	_____	12
	_____	_____	2858

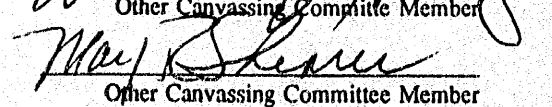
		<b>Vermont Grassroots</b>	
	Name		Votes Received:
Candidate(s):	*	_____	_____
[mark winners with asterisk (*) please]	Write-ins: Sara Branon Kittell	_____	7
	J. Frank Montagne	_____	6
	George Costes	_____	3
TOTAL:	No Name	_____	2
Write-ins:	_____	_____	_____
TOTAL:	_____	_____	18

We completed the canvass of votes for this office on September 12, 1998.

  
 \_\_\_\_\_  
 Senatorial District Clerk

\_\_\_\_\_  
 Other Canvassing Committee Member

  
 \_\_\_\_\_  
 Other Canvassing Committee Member

  
 \_\_\_\_\_  
 Other Canvassing Committee Member

Mail to: Secretary of State's Office; Attn: Elections; 109 State St., Montpelier VT 05609-1101

**OFFICIAL REPORT OF THE CANVASSING COMMITTEE**  
**For Senatorial District Grand Isle**  
**Primary Election, September 8, 1998**

In accordance with 17 V.S.A. §§ 2368-2371, we have met and canvassed the returns of votes for major party nominations for the Office of State Senator cast at the September 8, 1998 Primary Election as filed with us. For nomination of State Senator, the following results were tallied (write additional write-ins on back please):

**Democratic**

	Name	Votes Received:
Candidate(s): [mark winners with asterisk (* please)]	<u>*Richard "Dick" Mazza</u> _____ _____ _____	<u>711</u> _____ _____ _____
TOTAL:		
Write-ins:	<u>(see attached)</u> _____	
TOTAL:		

**Republican**

	Name	Votes Received:
Candidate(s): [mark winners with asterisk (* please)]	<u>*Harland "Hardy" Macia</u> _____ _____ _____	<u>950</u> _____ _____ _____
TOTAL:		
Write-ins:	<u>(see attached)</u> _____	
TOTAL:		

**Vermont Grassroots**

	Name	Votes Received:
Candidate(s): [mark winners with asterisk (* please)]	_____ _____ _____ _____	_____ _____ _____ _____
TOTAL:		
Write-ins:	_____	
TOTAL:		

We completed the canvass of votes for this office on September 11<sup>th</sup>, 1998.

*David A. Lovell*  
 Senatorial District Clerk

\_\_\_\_\_  
 Other Canvassing Committee Member

*[Signature]* (R)  
 Other Canvassing Committee Member

*Carolyn Prosch* (D)  
 Other Canvassing Committee Member

PRIMARY ELECTION 1998

STATE SENATOR - GRAND ISLE (REPUBLICAN)

TOWN	HARLAND "HARDY"		GR
	R	D	
COLCHESTER 1-1	207		
1-2	506		
1-3			
AUBURN	75	1	1
GRAND ISLE	122	6	
ISLE LA MOITE	44	2	
N. HERO	93	8	
S. HERO	153		
TOTAL	980	17	1

PRIMARY ELECTION 1998

STATE SENATOR - GRAND ISLE (DEMOCRAT)

TOWN	RICHARD "DICK" MAZZA	D	R	GR
1	1-1	101	9	
2	1-2	181		
3	1-3			
4				
5	ALBANY	17	5	
6				
7	GRAND ISLE	184	8	1
8				
9	ISLE LA MOITE	17	1	
10				
11	AL. HERO	135	13	
12				
13	S. HERO	140	13	
14				
15	TOTAL	711	49	1
16				
17				
18				
19				
20				
21				
22				
23				
24				
25				
26				
27				
28				
29				
30				
31				
32				
33				
34				
35				
36				
37				
38				
39				
40				

**OFFICIAL REPORT OF THE CANVASSING COMMITTEE**

For Lamoille County  
Primary Election, September 8, 1998

In accordance with 17 V.S.A. §§ 2368-2371, we have met and canvassed the returns of votes for major party nominations for the Office of State Senator cast at the September 8, 1998 Primary Election as filed with us. For nomination of State Senator, the following results were tallied (write additional write-ins on back please):

**Democratic**

	Name	Votes Received:
Candidate(s): [mark winners with asterisk (* ) please]	* <u>Susan Bartlett</u>	<u>260</u>
TOTAL:		
Write-ins:	<u>Harold Bailey</u> See back	<u>7</u> <u>4</u>
TOTAL:		<u>271</u>

**Republican**

	Name	Votes Received:
Candidate(s): [mark winners with asterisk (* ) please]	* <u>Harold Bailey</u>	<u>1347</u>
TOTAL:		
Write-ins:	<u>Susan Bartlett</u> See Back	<u>50</u> <u>9</u>
TOTAL:		<u>1406</u>

**Vermont Grassroots**

	Name	Votes Received:
Candidate(s): [mark winners with asterisk (* ) please]		
TOTAL:		
Write-ins:	<u>Harold Bailey</u>	<u>1</u>
TOTAL:		<u>1</u>

We completed the canvass of votes for this office on September 17<sup>th</sup>, 1998.

Lorraine M. Swartz  
County Clerk

Shirley L. Thomas  
Other Canvassing Committee Member

James Lee (DEM)  
Other Canvassing Committee Member

\_\_\_\_\_  
Other Canvassing Committee Member

Republican:

Ed St Louis	1
David Smith	1
Ernest Stub Earle	1
Chip Fortune	1
Fred Tuttle	2
Mark Woodward	1
Roland Lajoie	1
CharlieLusk	1

---

Total	9
-------	---

Democratic

James Douglas	1
Fred Martin	2
Jim Greenwood	1

---

Total	4
-------	---

**OFFICIAL REPORT OF THE CANVASSING COMMITTEE**  
**For Senatorial District Orange**  
**Primary Election, September 8, 1998**

In accordance with 17 V.S.A. §§ 2368-2371, we have met and canvassed the returns of votes for major party nominations for the Office of State Senator cast at the September 8, 1998 Primary Election as filed with us. For nomination of State Senator, the following results were tallied (write additional write-ins on back please):

	Democratic	
	Name	Votes Received:
Candidate(s):	<u>*Mark A. MacDonald</u>	<u>681</u>
[mark winners	_____	_____
with asterisk	_____	_____
(*) please]	_____	_____
TOTAL:		_____

Write-ins:	_____	<u>21</u>
TOTAL:	_____	_____

	Republican	
	Name	Votes Received:
Candidate(s):	<u>*Stephen W. Webster</u>	<u>2,045</u>
[mark winners	<u>Mark A. MacDonald</u>	<u>93</u>
with asterisk	_____	_____
(*) please]	_____	_____
TOTAL:		_____

Write-ins:	_____	<u>115 (includes Mc)</u>
TOTAL:	_____	_____

	Vermont Grassroots	
	Name	Votes Received:
Candidate(s):	_____	_____
[mark winners	_____	_____
with asterisk	_____	_____
(*) please]	_____	_____
TOTAL:		_____

Write-ins:	_____	<u>4</u>
TOTAL:	_____	<u>2,866</u>

We completed the canvass of votes for this office on September 11, 1998.

Mary C. Kennedy  
 Senatorial District Clerk

Jerry B. Hayes  
 Other Canvassing Committee Member

Gleason C. Zue  
 Other Canvassing Committee Member

\_\_\_\_\_  
 Other Canvassing Committee Member



**OFFICIAL REPORT OF THE CANVASSING COMMITTEE**  
**For Senatorial District Rutland**  
**Primary Election, September 8, 1998**

In accordance with 17 V.S.A. §§ 2368-2371, we have met and canvassed the returns of votes for major party nominations for the Office of State Senator cast at the September 8, 1998 Primary Election as filed with us. For nomination of State Senator, the following results were tallied (write additional write-ins on back please):

	Democratic	
	Name	Votes Received:
Candidate(s): (mark winners with asterisk (* please)	<u>Cheryl <sup>M.</sup> Hooker</u>	<u>1228</u>
	<u>Steve Howard</u>	<u>822</u>
	<u>Randolph J. (Randy) Kniffin</u>	<u>743</u>
TOTAL:		
Write-ins:	<u>John Bloomer (49); John Crowley (34); Hull Maynard (30)</u>	
TOTAL:	<u>Scattering (6); Spoil (21); Blank (2095)</u>	

	Republican	
	Name	Votes Received:
Candidate(s): (mark winners with asterisk (* please)	<u>John H. Bloomer, Jr.</u>	<u>4364</u>
	<u>John Crowley</u>	<u>4029</u>
	<u>Hull Maynard</u>	<u>4100</u>
TOTAL:		
Write-ins:	<u>Cheryl Hooker (58); Steve Howard (16) Randolph Kniffin (13)</u>	
TOTAL:	<u>Scatter (43); Spoiled (21); blank (6144)</u>	

	Vermont Grassroots	
	Name	Votes Received:
Candidate(s): (mark winners with asterisk (* please)	_____	
	_____	
	_____	
TOTAL:		
Write-ins:	<u>Cheryl Hooker (8); Steve Howard (7); R. Kniffin (3); John Bloomer (5); John Crowley (2); Hull Maynard (3)</u>	
TOTAL:	<u>Scattered (3); Spoiled (1); Blank (76)</u>	

We completed the canvass of votes for this office on September 11, 1998.

*Gary Johnson*  
 Senatorial District Clerk

\_\_\_\_\_  
 Other Canvassing Committee Member

*Mary O'Rourke*  
 Other Canvassing Committee Member

*George M. [Signature]*  
 Other Canvassing Committee Member

SUPERIOR COURT OF VERMONT



(802) 775-4394

Mailing Address:  
County Courthouse  
83 Center Street  
Rutland, VT 05701-4039

Date: September 14, 1998  
To: Ellen Tofferi, Director of Elections  
From: Gay Johnson, Rutland County Clerk  
(Senatorial District Clerk) *Gay Johnson*  
Re: Primary Election Results

Enclosed please find Canvassing Committee reports for all Rutland County Officers and three (3) Rutland County Senatorial positions. Four of the individuals have been nominated by both major parties.. I will remind them of their responsibilities under Title 17, 2474, for their "Choice of party"..

There were no Primary contests at our level, as you know. The winners were:

for Rutland County Senator (3) to be elected:

John H. Bloomer, Jr; John Crowley; Hull Maynard - Republicans  
Cheryl Mazzariello Hooker; Steve Howard; Randolph J. (Randy) Kniffin,  
- the Democratic candidates

for Rutland County State's Attorney:

James P. Mongeon - Republican - but nominated by Democratic Party also

for Rutland District Probate Judge:

Kevin P. Candon - Democratic - but nominated by Republican Party also

for Fair Haven District Probate Judge:

Christopher H. Howe - Republican

for Rutland County Assistant Judge (2) to be elected:

Marlene R. Burke - Democratic  
Jean Haggerty Coloutti - Republican  
James E. Manning, Jr., - Republican

for Rutland County Sheriff:

R. J. Elrick - Republican - but also nominated by Democratic Party

for Rutland County High Bailiff:

Douglas Barrett - Republican - but also nominated by Democratic Party

enclosures: Canvassing Committee Reports and photocopies of  
~~Certs. of Nomination mailed to all candidates~~

**OFFICIAL REPORT OF THE CANVASSING COMMITTEE**  
**For Senatorial District Washington**  
**Primary Election, September 8, 1998**

In accordance with 17 V.S.A. §§ 2368-2371, we have met and canvassed the returns of votes for major party nominations for the Office of State Senator cast at the September 8, 1998 Primary Election as filed with us. For nomination of State Senator, the following results were tallied (write additional write-ins on back please):

		<b>Democratic</b>	
	Name		Votes Received:
Candidate(s): [mark winners with asterisk (* please)]	<u>Ann E. Cummings*</u>		<u>1,702</u>
	<u>John B. Paterson*</u>		<u>1,221</u>
	<u>Jeb (George B.) Spaulding*</u>		<u>1,848</u>
	<u>William Doyle</u>		<u>46</u>
	<u>Skinner</u>		<u>1</u>
TOTAL:	<u>Wilmer Brandt</u>		<u>1</u>
Write-ins:	<u>Write-ins - Scattered Names</u>		<u>55</u>
	<u>Spoiled and Blank</u>		<u>2643</u>
TOTAL:			<u>7517</u>


		<b>Republican</b>	
	Name		Votes Received:
Candidate(s): [mark winners with asterisk (* please)]	<u>Judson Blakely*</u>		<u>1,896</u>
	<u>William (Bill) Doyle*</u>		<u>3,506</u>
	<u>George L. Lowe*</u>		<u>2,815</u>
	<u>Leo M. Valliere</u>		<u>1,751</u>
TOTAL:			
Write-ins:	<u>Write-ins</u>		<u>263</u>
	<u>Spoiled and Blank</u>		<u>6,302</u>
TOTAL:			<u>16,533</u>

		<b>Vermont Grassroots</b>	
	Name		Votes Received:
Candidate(s): [mark winners with asterisk (* please)]	<u>Not sufficient write-ins to nominate any candidate.</u>		
	_____		
	_____		
	_____		
TOTAL:			
Write-ins:	_____		
	_____		
TOTAL:			

We completed the canvass of votes for this office on September 11, 1998.

*Cherie M. [Signature]*  
 Senatorial District Clerk

*Colin H. [Signature]*  
 Other Canvassing Committee Member



\_\_\_\_\_  
 Other Canvassing Committee Member

*Alvin [Signature]*  
 Other Canvassing Committee Member

**OFFICIAL REPORT OF THE CANVASSING COMMITTEE**  
**For Senatorial District Windham**  
**Primary Election, September 8, 1998**


In accordance with 17 V.S.A. §§ 2368-2371, we have met and canvassed the returns of votes for major party nominations for the Office of State Senator cast at the September 8, 1998 Primary Election as filed with us. For nomination of State Senator, the following results were tallied (write additional write-ins on back please):

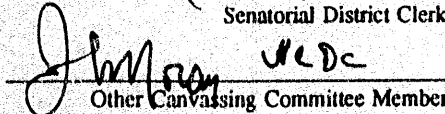
		<b>Democratic</b>	
	Name		Votes Received:
Candidate(s): [mark winners with asterisk (* ) please]	** Nancy I. Chard	_____	1435
	Michael Fournier	_____	368
	** Peter Shumlin	_____	1413
	_____	_____	_____
TOTAL:			3216
Write-ins:	Misc.	_____	29
TOTAL:			29


		<b>Republican</b>	
	Name		Votes Received:
Candidate(s): [mark winners with asterisk (* ) please]	** Michael Hebert	_____	2002
	_____	_____	_____
	_____	_____	_____
	_____	_____	_____
TOTAL:			2002
Write-ins:	** Clint Barnum	_____	193
	Nancy I. Chard	_____	137
	Peter Shumlin	_____	97
	Misc.	_____	87
<del>TOTAL:</del>			514

		<b>Vermont Grassroots</b>	
	Name		Votes Received:
Candidate(s): [mark winners with asterisk (* ) please]	_____	_____	_____
	_____	_____	_____
	_____	_____	_____
	_____	_____	_____
TOTAL:			_____
Write-ins:	Misc.	_____	19
TOTAL:			19

We completed the canvass of votes for this office on September 11, 1998.

  
 \_\_\_\_\_  
 Senatorial District Clerk

  
 \_\_\_\_\_  
 Other Canvassing Committee Member

  
 \_\_\_\_\_  
 Other Canvassing Committee Member

\_\_\_\_\_

Other Canvassing Committee Member

**OFFICIAL REPORT OF THE CANVASSING COMMITTEE**  
**For Senatorial District WINDSOR**  
**Primary Election, September 8, 1998**


In accordance with 17 V.S.A. §§ 2368-2371, we have met and canvassed the returns of votes for major party nominations for the Office of State Senator cast at the September 8, 1998 Primary Election as filed with us. For nomination of State Senator, the following results were tallied (write additional write-ins on back please):


		<b>Democratic</b>	
	Name		Votes Received:
Candidate(s): [mark winners with asterisk (*) please]	* Richard (Dick) McCormack	_____	1,604
	* Ben Ptashnik	_____	1,428
	* Cheryl P. Rivers	_____	1,475
	_____	_____	
TOTAL:		4,507	
Write-ins:	All Write-Ins (See Attached Sheet)	_____	82
TOTAL:		82	


		<b>Republican</b>	
	Name		Votes Received:
Candidate(s): [mark winners with asterisk (*) please]	* Ruth Harvie	_____	3,363
	* Joseph E. Tully	_____	2,732
	* Patricia L. Welch	_____	2,956
	_____	_____	
TOTAL:		9,051	
Write-ins:	All Write-Ins (See Attached Sheets)	_____	274
TOTAL:		274	

		<b>Vermont Grassroots</b>	
	Name		Votes Received:
Candidate(s): [mark winners with asterisk (*) please]	_____	_____	
	_____	_____	
	_____	_____	
	_____	_____	
TOTAL:		0	
Write-ins:	All Write-Ins (See Attached Sheet)	_____	20
TOTAL:		20	

We completed the canvass of votes for this office on September 11, 1998.

  
 \_\_\_\_\_  
 Senatorial District Clerk

  
 \_\_\_\_\_  
 Other Canvassing Committee Member

  
 \_\_\_\_\_  
 Other Canvassing Committee Member

\_\_\_\_\_

Other Canvassing Committee Member

WRITE-IN VOTES FOR DEMOCRATIC PARTY FOR WINDSOR COUNTY SENATOR (CONTINUED)

J. Fish	1
P. Gogosian	1
P. Welch	24
Ruth Harvey	32
Joseph Tully	18
Suchmann	1
Wolfe	1
Michael Currie	1
Carl Stanbroki	1
C. Heselton	1
A. Piliberto	1
J. Dwinnell	1
Jeff Blackman	1
Tom Hayes	1
Robert Hull	1
Poole	1
No Name	3
Ralph Lehman	1
Fred Tuttle	1
Brian Kennison	1
TOTAL	82

WRITE-IN VOTES FOR GRASSROOTS PARTY FOR WINDSOR COUNTY SENATOR (CONTINUED)

Bernie Sanders	1
Pat Leahy	1
Fred Tuttle	2
Joseph Tully	2
Richard McCormack	5
Patricia Welch	2
B. Ptashnik	2
Cheryl Rivers	5
TOTAL	20

WRITE-IN VOTES FOR REPUBLICAN PARTY FOR WINDSOR COUNTY SENATOR (CONTINUED)

Don Shaw	1	Richard Suffern	1
Cheryl Rivers	68	Charles McHugh	1
Richard McCormack	90	Misc. No Name	3
Ben Ptashnek	60	Sysko	1
Patrick Leahy	2	Charles Gregory	1
Ralph Farnsworth	1	Anthony Losavio	1
Paul Dickinson	1	William Steele	1
Fred Tuttle	5	John Sullivan	1
Wilma Paronto	1	J. Anderson	1
Bob Estey	1	H. Dean	1
Matt Dunne	1	Lynn Bobi	1
Vicki Farrar	1	G. Ottman	1
Fred Wolfe	1	Ralph Lehman	1
McDonald	1	Christopher Coughlin	1
L. Case	1		
John Durfee	1		
Clyde Reynolds	1	TOTAL	274
Hollis Quinn, Jr.	1		
Will Hunter	2		
Vail	2		
S. Hunsdon	1		
Gib Carey	1		
Gurt Bennett	1		
Carol Balch	1		
Fyankonfski	1		
A. Nitka	1		
Linda Cook	1		
Cheryl Richards	2		
Tom Hayes	3		
John Philpin	1		
Kenneth Osgood	1		
Alice Emmons	2		



VERMONT COUNTY, SS. CANVASS of the votes cast by the voters of the several towns in the Senatorial District for STATE SENATORS at the Primary Election held on the 8th day of September, 1998, as certified by the several Presiding Officers and Clerks in and for said towns as by the certificates of such officers. AS TO THE REPUBLICAN PARTY

*Henry W. Burtch*  
*Richard L. Welch*

	RUTH HARVIE	JOSEPH E. TULLY	PATRICIA L. WELCH	Don Snow	Cheryl Rivers	Richard McNamee	Ben Blasnick	Patrick Leahy	Ralph Farnsworth	Paul Dickinson	Fred Tuttle	Wilma Parente	Bob Estey	Matt Dunne	Rick Farrow	Fred Wolfe	McDonald	L. Case	John Duntze	Clyde Reynolds	Howie Quinn	
ANDOVER	49	39	40			1																
BALTIMORE	8	6	7		1	1	1															
BARNARD	112	90	102																			
BETHEL	110	84	94		3	2	1												1	1	1	
BRIDGEWATER	93	65	64		3	5	1															
CAVENDISH	72	83	69		2	2	3															
CHESTER	154	108	120		2	4	3															
HARTFORD	78	76	86			1																
2-1																						
2-2	245	206	238		1	2	5				1											
HARTLAND	201	146	169		11	16	12				1			1								
LUDLOW	222	293	191		2																	
NORWICH	161	126	149		6	9	7				1											
PLYMOUTH	100	116	90																			
POMFRET	99	70	85		2	3	2															
READING	40	40	40			2	2															
ROCHESTER	88	74	58		9	9	5															
ROYALTON	172	116	150		2	2	1															
SHARON	90	63	72	1	3	2	1	1														
SPRINGFIELD	67	50	78		1	2	1															
1-1																						
Springfield	271	210	303		1	3	1															
STOCKBRIDGE	49	40	41																			
WEATHERSFIELD	138	98	129		7	10	4	1														
WESTON	83	74	68																			
WEST WINDSOR	101	71	79		4	4	6															
WINDSOR	166	108	138		2	1	1		1	1	2	1	1									
WOODSTOCK	344	280	297		6	9	3															
TOTALS	3344	2732	2956	1	68	90	89	2	1	1	5	1	1	1	1	1	1	1	1	1	1	1