

STATE OF VERMONT.

CANVASS OF VOTES

ELECTORS OF PRESIDENT AND VICE PRESIDENT.  
AGGREGATE.

COUNTIES.	Frederic H. Beaman	John W. Carney	Charles McNeil	Edw. H. Child	John J. Conroy	Frank Jewell	Patrick J. Farrell	George M. Dearborn	Asa A. Keenan	Henry M. Seelye	William W. Miller	Merton S. Haines	Thos. B. Haines	Oliver Co. Alden	Samuel S. Hinkley	Wm. H. Hinkley	Leahman
Addison	3146	3139	3159	3113	621	606	608	607	129	130	122	121	1				1
Bennington	2196	2202	2169	2155	1155	1141	1142	1141	69	60	57	50					
Caledonia	2646	2621	2644	2612	1222	1211	1219	1194	156	159	155	154	29	29	26	32	1
Chittenden	3415	3390	3388	3374	1908	1948	1935	1926	91	88	89	81					6
Essex	721	713	708	707	413	418	410	403	36	33	28	28					
Franklin	2540	2516	2524	2507	1353	1346	1346	1340	123	117	118	115					2
Grand Isle	349	351	351	351	177	173	173	172	13	12	11	11					
Lamoille	1470	1460	1456	1443	517	516	514	513	50	49	48	50	1	1	1	1	
Orange	2395	2375	2374	2359	1088	1084	1084	1092	134	126	127	126					2
Orleans	2358	2328	2330	2325	631	626	630	625	97	91	89	89	3	3	3	3	
Rutland	5210	5213	5195	5183	2426	2413	2417	2406	196	196	192	188	3	3	3	3	2
Washington	3134	3095	3096	3077	1440	1440	1432	1417	121	114	106	113	4	4	4	4	
Windham	3656	3642	3636	3611	1496	1483	1484	1467	104	97	93	92	1	1	1	1	2
Windsor	4733	4655	4675	4662	1324	1282	1288	1283	105	93	95	93	1	2	2	1	1
Total	3799	3775	3768	3748	1632	1612	1617	1609	1124	1062	1030	1011	42	43	44	41	10

We hereby certify that the foregoing is a true list of the certificates from the several towns in the State of Vermont and a true account of the votes given in said State for Electors of President and Vice President of the United States, made the third Tuesday of November, A.D. 1892.

Thomas H. Randall, Lieutenant Governor  
 Chauncey W. Brownell, Secretary of State  
 William W. Stickney, Speaker of the House of Representatives

STATE OF VERMONT.

CANVASS OF VOTES

ELECTORS OF PRESIDENT AND VICE PRESIDENT.

Addison County.	Frederic A. Folsom	John T. Leavoy	Alfred W. Folsom	Ernest A. Carter	Robert J. Humphrey	Frank J. Hubert	Patrick J. Farrell	George M. Deane	Frederic A. Folsom	Henry B. Dealey	William B. Deane	Mark W. Deane	Thomas C. Deane
Addison	133	132	133	128	18	18	18	18	2	1	1	1	
Bridport	150	153	154	151	31	31	30	31	1	3	1	1	
Bristol	240	239	243	236	72	74	72	74	16	12	11	13	
Cornwall	139	138	139	137	12	10	9	11	3	3	3	3	
Ferrisburgh	221	221	221	221	16	16	16	16	11	11	11	11	
Goshen	58	57	58	56	9	9	9	9	2	2	2	2	
Granville	82	82	82	82	10	9	9	9	1	1	1	1	
Hancock	42	42	43	42	6	5	5	5	1	1	1	1	
Leicester	74	73	73	69	17	16	17	17	1	1	1	1	
Lincoln	181	180	181	180	31	30	30	30	3	3	3	3	
Middlebury	433	431	433	430	100	98	99	99	30	29	29	28	
Monkton	116	116	116	116	15	15	15	15	5	5	5	5	
New Haven	158	160	159	158	27	26	26	27	4	2	2	2	
Orwell	151	152	152	150	51	51	50	50	4	4	4	4	
Panton	47	47	47	45	5	5	5	5	3	3	3	3	
Ripton	72	72	70	73	12	11	11	11	1				
Salisbury	80	80	81	80	14	14	14	14	17	18	17	17	
Shoreham	158	155	155	152	52	50	51	50	2	4	2	2	
Starksboro	139	137	141	139	39	39	37	38	7	7	7	8	1
Vergennes	247	248	248	243	63	63	64	61	9	10	9	9	
Waltham	38	38	37	38	2	2	2	2	1	2	1	1	
Weybridge	69	69	69	69	7	7	7	7	4	4	4	4	
Whiting	68	67	69	65	9	7	9	8	1	1	1	1	
Total	3146	3139	3159	3113	621	606	608	607	129	130	122	121	1

We hereby certify that the foregoing is a true list of the certificates from the voters taken in the County of Addison, and a true canvass of the votes given in said County for Electors of President and Vice President of the United States, made the third Tuesday of November, A.D.

*Edward S. Stewart* Deputy Governor  
*Channey M. Morrill* Secretary of State  
*William W. Stickney* Speaker of the House of Representatives

STATE OF VERMONT.

CANVASS OF VOTES

ELECTORS OF PRESIDENT AND VICE PRESIDENT.

Bennington County.	William P. Baldwin	John W. Leary	Charles W. Fitch	Egan A. Carter	John J. Humphrey	Frank Justice	Patrick J. Torrey	George M. Dearborn	Levi H. Korman	Henry M. Seelye	William W. Reed	Stephen L. Thayer
Arlington	165	166	165	163	106	106	107	105	3	1	3	1
Bennington	605	617	595	590	1116	1136	1111	1210	110	37	34	30
Dorset	126	124	124	123	62	65	65	66	4	2	2	2
Glastenbury	2	2	2	2	4	4	4	4				
Landgrove	38	38	37	37	3	3	3	3	1	1	1	1
Manchester	302	302	300	301	30	78	78	78	4	3	3	3
Peru	69	67	65	64	16	16	16	16	1	1	1	1
Pownal	180	180	180	178	82	82	82	82	1			
Readsboro	83	81	81	79	58	56	56	55	4	2	2	2
Rupert	154	155	151	154	10	11	10	10	5	5	5	5
Sandgate	75	73	71	71	22	23	23	23				
Searsburgh	15	15	15	15	5	5	5	5	2	2	2	2
Shaftsbury	172	175	173	172	137	134	133	133	1	3		
Stamford	62	51	50	48	48	46	46	46	1	2	2	1
Sunderland	52	51	50	50	41	42	40	42				
Winhall	79	76	75	75	9	9	9	9				
Woodford	30	29	28	29	26	25	25	25	2	2	2	2
Total	2196	2202	2159	2155	1155	1141	1142	1141	69	60	57	50

We hereby certify that the foregoing is a true list of the certificates from the several towns in the County of Bennington, and a true canvass of the votes given in said County, for Electors of President and Vice President of the United States, made the third Tuesday of November, A.D.

Edward T. Reed, Lieutenant Governor.  
 Chauncey W. Bronson, Secretary of State.  
 William P. N. Hooker, Speaker of the House of Representatives.

STATE OF VERMONT.

CANVASS OF VOTES

ELECTORS OF PRESIDENT AND VICE PRESIDENT.

Caledonia County.	Frederick A. Burt	John Cooney	Charles W. Hild	Ely A. Parker	Robert J. Crompton	Francis J. Gilbert	Charles J. Jarnes	George M. Deaton	Leicester A. Hanson	Henry M. Seely	William W. Ruel	Markwood Hanson	J. W. Dickinson	Charles C. Wilder	Alfred S. Robinson	J. William Stewart	Charles F. Cook
Barnet	201	191	191	210	77	76	77	76	6	7	8	8					
Burke	161	161	161	161	43	43	43	43	3	3	3	3					
Danville	145	145	143	143	143	140	141	141	10	11	11	10					
Groton	112	109	109	110	58	56	56	52	3	3	3	3					
Hardwick	263	257	257	256	97	98	99	95	24	22	23	23					
Kirby	32	33	32	32	27	25	28	26	1	1							
Lyndon	262	261	260	258	196	195	199	191	20	19	18	19					
Newark	54	54	55	54	39	38	38	38	3	4	3	3	1	1	1	1	1
Peacham	129	129	128	131	19	20	19	19	3	3	3	3					
Ryegate	136	132	130	130	41	40	43	40	6	6	6	6					
St. Johnsbury	718	702	704	710	300	300	298	296	40	45	41	41					
Sheffield	58	56	56	54	52	50	50	50	8	8	10	9					
Stannard	29	29	29	29	3	2	2	2									
Sutton	95	96	96	98	32	32	31	29	13	13	12	12					
Walden	78	78	77	79	35	34	35	33	7	5	5	5					
Waterford	84	84	84	71	37	37	37	37	3	3	3	3					1
Wheelock	45	44	44	44	23	23	23	23	7	6	6	6	28	28	29	27	
Total	2646	2621	2611	2613	1232	1211	1219	1144	156	157	155	154	29	29	30	28	1

We hereby certify that the foregoing is a true list of the certificates from the several towns in the County of Caledonia, and a true canvass of the votes given in said County for Electors of President and Vice President of the United States, made the third Tuesday of November, A. D.

Edward Frazer, Lieutenant Governor.  
 Henry M. Seely, Secretary of State.  
 William W. Ruel, Speaker of the House of Representatives.

STATE OF VERMONT.

CANVASS OF VOTES

FOR

ELECTORS OF PRESIDENT AND VICE PRESIDENT.

Chittenden County.	Richard A. Ballou	John T. Carney	Edwin M. Hild	Geo. A. Carter	Patrick J. Humphrey	John A. Jones	Patrick J. Stewart	George M. Dearborn	Samuel H. Keenan	Henry M. Selig	William A. Wood	Montgomery Stewart	John McMillan	James T. Selig
Bolton	34	34	34	31	28	28	28	28						
Burlington	1119	1108	1110	1101	988	985	980	972	110	38	37	36	1	1
Charlotte	161	163	164	161	26	25	25	25	9	11	10	10		
Colchester	265	266	262	264	338	339	335	336	1	1	2			
Essex	209	210	207	209	77	74	76	74	6	4	5	4		
Hinesburgh	235	226	231	228	37	37	38	37	4	4	5	4		
Huntington	127	125	126	125	35	35	35	35						
Jericho	166	165	164	165	55	55	54	55	9	10	9	10		
Milton	256	256	255	255	51	51	51	51	4	3	4	3		
Richmond	173	168	168	169	61	60	59	60	1					
Shelburne	139	139	137	138	66	65	65	65	4	4	5	3		
So. Burlington	67	66	66	66	44	45	45	44	3	3	3	2		
St. George	22	22	22	22	3	3	3	3						
Underhill	116	116	116	116	42	42	42	42	4	4	4	4		
Westford	149	149	148	147	26	24	24	24	2	2	1	1		
Williston	180	179	178	179	25	25	25	25	4	4	4	4		
Total	3418	3372	3388	3372	1782	1763	1735	1726	91	88	81	81	1	1

We hereby certify that the foregoing is a true list of the certificates from the several towns in the County of Chittenden, and a true canvass of the votes given in said County for Electors of President and Vice President of the United States, made the third Tuesday of November, A. D.

Spencer Mansfield, Lieutenant Governor.  
 Chauncey W. Bonnell, Secretary of State.  
 William N. Stetson, Speaker of the House of Representatives.

STATE OF VERMONT.

CANVASS OF VOTES

44-FOUR-44

ELECTORS OF PRESIDENT AND VICE PRESIDENT.

Essex County.	Frederic H. Patterson	John T. Kearny	Richard M. Hyde	Egan A. Porter	Robert J. Humphrey	Spencer Jubelle	Patricia J. Bassett	George M. D. Carleton	Charles H. Haven	Henry M. Seelye	William B. Pease	Markus L. Hildreth
Bloomfield	51	119	48	48	27	27	26	25	11	3	3	3
Brighton	136	124	133	135	113	113	112	110	3	2	3	3
Branswick	9	9	9	9	11	12	11	11				
Canaan	69	69	69	68	43	43	41	43	3	3	3	1
Concord	124	125	125	124	46	47	44	44	11	12	11	12
East Haven	35	34	34	34	8	8	8	8	2	1	1	1
Granby	24	29	29	29	14	13	13	14	4	4	4	4
Guildhall	49	50	49	48	49	52	50	48	6	6	5	5
Lemington	9	9	8	9	16	15	16	15				
Lunenburg	146	143	143	142	52	52	53	52	1			
Maidstone	13	13	13	13	12	12	12	12				
Victory	28	27	26	28	6	4	4	4	2	1	1	1
Warton	23	22	22	22	21	20	20	20	1			
Total	721	713	708	707	418	418	410	408	36	33	28	28

We hereby certify that the foregoing is a true list of the certificates from the several towns in the County of Essex, and a true canvass of the votes given in said County for Electors of President and Vice President of the United States, made the third Tuesday of November, A.D.

Stewart Strushka Lieutenant Governor  
 Ramsey W. Brundell Secretary of State  
 William W. Tuckney Speaker of the House of Representatives

STATE OF VERMONT.

CANVASS OF VOTES

FOR

ELECTORS OF PRESIDENT AND VICE PRESIDENT.

Franklin County.	Frederic B. Boivin	John T. Cooney	Charles M. Wilder	Egno A. Parks	Robert J. Humphrey	Frank J. Power	Fabian J. Jarvis	George M. Dearborn	Leicester H. Rowan	Henry M. Seely	William B. Wood	Shelburne Wood	John H. Weston	George Howell	Warren Rodman	James Thompson	Ray Dyer	Edward Chase
Bakersfield	88	87	87	87	55	55	55	55	8	7	7	7						
Berkshire	123	117	119	115	42	41	41	40	5	5	5	5						
Enosburgh	180	187	186	187	72	70	69	69	10	10	10	10						
Fairfax	192	192	192	192	55	55	55	55	7	7	7	7						
Fairfield	103	103	102	102	84	87	87	87	3	2	3	2						
Fletcher	73	73	73	73	47	47	47	47	2	2	2	2						
Franklin	107	108	107	107	29	28	29	28	7	7	7	7	1	2	2	1	1	1
Georgia	133	131	133	131	38	38	38	38	18	18	18	18						
Highgate	163	159	162	162	81	81	80	80	6	6	5	5						
Montgomery	187	184	188	181	43	42	42	42	3	3	3	2						
Richford	220	218	219	218	96	93	96	94	13	12	12	12						
St. Albans	612	608	612	604	431	430	428	429	15	14	15	14						
Sheldon	95	93	92	91	52	51	51	49	9	9	9	8						
Swanton	236	238	237	234	228	228	228	227	17	15	15	15						
Total	25710	25716	25524	25507	13553	13446	13446	13440	1213	1177	1188	1155	1	2	2	1	1	1

We hereby certify that the foregoing is a true list of the certificates from the several towns in the County of Franklin, and a true canvass of the votes given in said County for Electors of President and Vice President of the United States, made the third Tuesday of November, A.D. 1888.

Stewart K. Brigham, Lieutenant Governor  
 Chauncey M. Woodruff, Secretary of State  
 William W. Vickrey, Speaker of the House of Representatives

STATE OF VERMONT.

CANVASS OF VOTES

FOR 1851

ELECTORS OF PRESIDENT AND VICE PRESIDENT.

Grand Isle County.	<i>Frederic W. Boston</i>	<i>John W. Leary</i>	<i>Charles W. Hildes</i>	<i>Geo. A. Parker</i>	<i>Peter J. Humphrey</i>	<i>Frank J. Jones</i>	<i>Patrick J. Farrell</i>	<i>Henry M. Dearborn</i>	<i>Frederic W. Boston</i>	<i>Henry M. Seelye</i>	<i>William W. Phelps</i>	<i>Merbanne S. Hinckley</i>
Alburgh	130	132	131	131	38	37	36	35	4	4	4	4
Grand Isle	54	54	53	53	6	6	6	6	1	1	1	1
Isle La Motte	43	43	43	43	2	2	2	2	4	4	3	3
North Hero	51	52	52	52	21	20	20	20	3	2	2	2
South Hero	41	40	40	40	33	33	33	34	1	1	1	1
Total	349	351	351	351	177	173	173	172	13	12	11	11

We hereby certify that the foregoing is a true list of the certificates from the several towns in the County of Grand Isle, and a true canvass of the votes given in said County for Electors of President and Vice President of the United States, made the third day of November, A. D.

*Stuart* *Stuart* *Stuart* *Stuart* *Stuart* *Stuart* *Stuart* *Stuart* *Stuart* *Stuart* *Stuart* *Stuart* *Stuart*  
*Chauncey W. Merrill* Secretary of State.  
*William W. Stickney* Speaker of the House of Representatives.



STATE OF VERMONT.

CANVASS OF VOTES

ELECTORS OF PRESIDENT AND VICE PRESIDENT.

Lamoille County.	<i>Fredrick A. Bates</i>	<i>John T. Conroy</i>	<i>Charles W. Miles</i>	<i>Eggs A. Parks</i>	<i>Peter J. Humphrey</i>	<i>Irving Jewell</i>	<i>Patrick J. Barrett</i>	<i>Augustus D. Landon</i>	<i>John W. Hanson</i>	<i>Henry M. Seely</i>	<i>William W. Merrill</i>	<i>Shelburne L. Haines</i>	<i>Howe A. Williams</i>	<i>Oliver Robinson</i>	<i>William H. Hunt</i>	<i>George C. Hildes</i>
Belvidere	41	41	41	41	27	27	27	27								
Cambridge	147	145	146	142	141	141	141	143	8	8	8	8				
Eden	74	73	73	72	55	55	55	55	2	2	2	2				
Elmore	52	52	52	52	13	13	13	13	6	6	6	6				
Hyde Park	174	174	174	174	107	107	107	107	8	8	8	8				
Johnson	210	210	208	207	43	43	42	42	7	8	7	8				
Morristown	333	333	333	333	93	93	93	93	7	7	7	7	1	1	1	1
Stowe	183	179	177	175	89	88	88	88	7	6	6	6				
Waterville	84	84	84	84	16	16	16	16	2	2	2	2				
Wolcott	172	169	168	163	30	30	29	29	3	2	2	3				
Total	1470	1460	1466	1443	517	516	514	513	50	49	48	50	1	1	1	1

We hereby certify that the foregoing is a true list of the certificates from the several towns in the County of Lamoille, and a true canvass of the votes given in said County for Electors of President and Vice President of the United States, made the third Tuesday of November, A. D.

*Edward Frankel* Lieutenant Governor.  
*Chamsey W. Merrill* Secretary of State.  
*William W. Stickney* Speaker of the House of Representatives.

STATE OF VERMONT.

CANVASS OF VOTES

ELECTORS OF PRESIDENT AND VICE PRESIDENT.

Orange County.	Richard H. Johnson	John V. Leary	Charles M. Foster	Elias H. Baker	Robert Humphrey	Frank J. Bell	Patrick J. Farrell	George M. Draper	Isaac H. Newman	Henry M. Seelye	William P. Neal	Richard A. Wood	George Belmont	Seelye
Bradford	158	157	156	156	138	127	137	137	16	14	11	11		1
Braintree	78	78	78	78	17	17	17	17	3	3	3	3		
Brookfield	127	127	127	127	41	41	41	41	3	3	3	3		
Chelsea	158	158	159	158	43	43	44	43	20	19	19	19		
Corinth	102	102	101	100	102	101	102	106	5	5	5	6		
Fairlee	52	51	51	51	25	26	27	27	3	3	3	3		
Newbury	259	248	247	247	128	126	126	126	27	26	26	26		
Orange	69	68	68	67	36	36	37	36	3	3	3	3		
Randolph	480	477	480	474	130	133	132	130	24	24	23	24		
Strafford	134	132	133	133	35	35	36	36	2	1	1	1		
Thetford	133	132	131	131	84	80	81	83	1	1	1	1		
Topsham	121	120	120	120	79	77	78	78	9	9	9	9	1	
Tunbridge	153	147	151	147	31	30	30	30	5	4	4	4		
Vershire	52	52	52	52	48	47	46	50	2		2			
Washington	104	104	102	102	43	41	41	41	5	5	5	5		
West Fairlee	47	48	47	48	48	50	49	51	3	3	3	3		
Williamstown	175	172	171	168	60	62	60	60	6	6	6	5		
Total	2395	2375	2374	2354	1088	1084	1084	1092	134	126	127	126	1	

We hereby certify that the foregoing is a true list of the certificates from the several towns in the County of Orange, and a true canvass of the votes given in said County for Electors of President and Vice President of the United States, made the third Tuesday of November, A. D.

*Edward Stearns* Lieutenant Governor.  
*Chauncey M. Spruell* Secretary of State.  
*William W. Stickney* Speaker of the House of Representatives.

STATE OF VERMONT.

CANVASS OF VOTES

ELECTORS OF PRESIDENT AND VICE PRESIDENT.

Orleans County.	Frederick A. Chittenden	John W. Conroy	Edmund M. Hildreth	Ernest A. Parker	Robert J. Thompson	Isaac J. Hubert	Patrick J. Keenan	Margaret M. Deane	Robert H. Keenan	Henry M. Seelye	William B. Pease	Shubert L. Thayer	Thomas J. McKeen	Thomas P. Sweetnam	William B. Keen	Charles C. Keen
Albany	136	131	134	134	42	42	41	42	7	6	6	6				
Barton	238	237	236	237	62	61	61	61	12	13	11	11	1	1	1	1
Brownington	100	103	103	103	5	5	5	5	1	1	1	1				
Charleston	145	140	141	140	17	17	17	17	5	5	2	2				
Coventry	101	101	109	101	32	23	22	22	11	11	11	11				
Craftsbury	153	151	151	151	63	63	63	62	10	12	12	12				
Derby	219	217	217	217	49	48	49	49	4	4	4	4				
Glover	151	150	149	147	36	35	36	35	3	2	2	2	2	2	2	2
Greensboro	127	128	128	128	23	22	23	22	4	4	4	4				
Holland	45	44	44	44	32	32	32	32	1	1	1	1				
Irasburgh	127	126	123	123	35	33	34	33	9	8	9	9				
Jay	67	67	67	67	18	18	18	18	6	6	6	6				
Lowell	117	113	115	114	58	58	59	58	5	5	5	5				
Morgan	80	80	80	80	4	4	4	4	2	2	2	2				
Newport	301	296	296	295	90	90	91	90	3	3	2	2				
Troy	131	131	131	131	52	52	52	52	9	9	9	9				
Westfield	79	76	76	78	17	17	17	17	3	2	2	2				
Westmore	35	35	35	35	3	3	3	3								
Total	2358	2328	2330	2325	631	626	630	625	97	91	89	89	3	3	3	3

We hereby certify that the foregoing is a true list of the certificates from the several towns in the County of Orleans, and a true canvass of the votes given in said County for Electors of President and Vice President of the United States, made the third Tuesday of November, A.D. 1880.

*Charles F. Trask* Lieutenant Governor.  
*Chauncey W. Bronwell* Secretary of State.  
*William W. Stickney* Speaker of the House of Representatives.

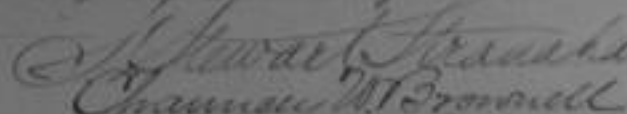
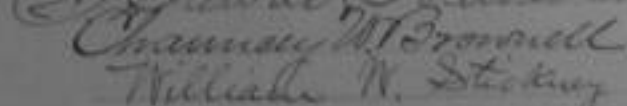

# STATE OF VERMONT.

## CANVASS OF VOTES

ELECTORS OF PRESIDENT AND VICE PRESIDENT.

Rutland County.	Frederic A. Johnson	John H. Manning	John W. McArthur	John W. McArthur	Robert Johnson	James J. Jones	John W. Johnson	George W. Johnson	Levi A. Johnson	Henry M. Johnson	William W. Johnson	Richard A. Johnson	Amos T. Johnson	J. H. Johnson	David Johnson
Benson	102	102	102	102	21	31	31	21	3	3	3	3	1	1	1
Brandon	112	112	112	112	112	112	112	112	20	21	11	11			
Castleton	225	225	225	225	121	120	118	118	19	15	15	15			
Chittenden	83	83	83	83	11	11	11	11	5	8	8	8			
Clarendon	127	124	124	122	34	38	37	37	1	2	1	1			
Danby	136	136	136	134	55	55	55	55	1	1	1	1			
Fair Haven	347	347	346	347	148	147	148	147	27	27	27	27			
Hubbardton	84	85	84	84	35	27	26	26	5	11	11	11			
Ira	67	67	67	67	6	6	6	6	1	1	1	1			
Mendon	61	64	63	62	35	35	35	35	4	4	3	3			
Middletown	119	119	119	119	22	22	22	22	1	1	1	1			
Mount Holly	117	116	114	115	28	28	28	28	2	2	4	3			
Mount Tabor	11	11	11	11	5	5	5	5	1	1	1	1			
Pawlet	236	236	233	234	60	60	60	60	9	8	5	5			
Pittsfield	75	75	75	75	13	13	13	13	3	3	3	3			
Pittsford	207	207	205	205	102	102	102	102	5	5	5	5			
Poultney	385	386	384	383	123	117	119	119	24	25	25	24			
Rutland	1263	1266	1267	1264	888	884	889	884	45	43	42	40	2	2	2
Sherburne	43	43	43	43	21	21	21	21							
Shrewsbury	121	123	122	121	24	28	24	28	1	1	1	1			
Sudbury	63	63	63	63	24	24	24	24							
Tinmouth	68	67	64	67	20	20	20	20							
Wallingford	242	242	239	240	68	69	67	69	1	1	1	1			
Wells	63	64	63	64	43	44	45	43	10	11	10	10			
West Haven	48	50	49	50	10	10	10	10	1	1	1	1			
<i>Excess</i>	217	218	215	216	72	71	70	68	15	14	15	15			
<i>Not Rutland</i>	235	236	234	236	234	233	232	232	3	3	3	3			
<b>Total</b>	<b>5210</b>	<b>5213</b>	<b>5195</b>	<b>5183</b>	<b>2426</b>	<b>2413</b>	<b>2417</b>	<b>2406</b>	<b>196</b>	<b>196</b>	<b>192</b>	<b>188</b>	<b>3</b>	<b>3</b>	<b>3</b>

We hereby certify that the foregoing is a true list of the certificates from the several towns in the County of Rutland, and a true canvass of the votes given in said County for Electors of President and Vice President of the United States, made the third Tuesday of November, A. D.

  
 Howard French, Lieutenant Governor.  
  
 Charles W. Brownell, Secretary of State.  
  
 William N. Stickney, Speaker of the House of Representatives.

STATE OF VERMONT.

CANVASS OF VOTES

1880-1881

ELECTORS OF PRESIDENT AND VICE PRESIDENT.

Washington County.	Frederic A. Johnson	John T. Leary	Charles McNamee	Geo. A. Barker	John J. Burroughs	Frederic J. Case	Patrick J. Johnson	August D. Leary	John A. Leary	Henry M. Leary	William H. Leary	Markus A. Leary	How A. Leary	Amos A. Leary	Samuel A. Leary	David A. Leary
Barre	507	509	502	478	413	410	409	406	26	21	21	24				
Berlin	159	159	159	159	110	110	110	110	0	0	0	0				
Cabot	122	124	123	122	23	23	21	22	8	8	7	9				
Calais	120	119	118	117	84	83	82	83	6	5	5	7				
Duxbury	77	76	76	76	53	52	52	52	1	1	1	1				
E. Montpelier	120	128	129	129	35	35	35	35	2	2	2	2				
Fayston	52	51	52	51	22	20	21	21					1			
Marshfield	94	93	94	94	58	58	58	58	3	3	3	3				
Middlesex	103	98	99	98	49	50	49	49	4	5	4	3				
Montpelier	532	524	524	521	363	368	363	358	12	11	11	10	2	2	2	2
Moretown	83	81	77	80	61	61	61	60								
Northfield	303	301	301	301	259	258	260	257	12	10	9	9				
Plainfield	99	98	98	98	53	53	53	50	4	4	4	4				
Roxbury	84	84	84	83	82	83	81	82	4	3	3	3				
Waitsfield	111	111	111	111	33	33	33	33	15	15	15	15				
Warren	122	121	123	121	28	30	30	27	1	1	1	1				
Waterbury	260	258	258	250	104	105	105	105	11	12	11	12	2	2	2	2
Woodbury	76	75	75	73	39	38	39	40	4	3	3	4				
Worcester	70	68	66	64	41	40	40	39	6	6	5	4				
Total	3134	3098	3096	3077	1940	1920	1932	1917	121	117	106	113	11	11	11	11

We hereby certify that the foregoing is a true list of the certificates from the several towns in the County of Washington, and a true canvass of the votes given in said County for Electors of President and Vice President of the United States, made the third Tuesday of November, A.D. 1880.

*Frederic A. Johnson*, Lieutenant Governor,  
*Chauncey H. Brownell*, Secretary of State,  
*William W. Stickney*, Speaker of the House of Representatives.

STATE OF VERMONT.

CANVASS OF VOTES

FORM 40

ELECTORS OF PRESIDENT AND VICE PRESIDENT.

Windham County.	Fredrick # Putnam	John T. Looney	Richard M. Allen	Eva K. Carter	Robert J. Humphrey	Israel J. Allen	Patrick J. Johnson	George H. D. Eastman	John H. Lawrence	Henry M. Stebbins	William M. Putnam	Markham F. Thayer	Ernest Garrison	Richard West	Colman	Wood	James S. Lawrence	W. H. Eastman	Wm. Co. Allen
Athens	31	30	30	31	17	17	16	16	1	1	1	1							
Brattleboro	909	906	910	898	488	486	486	481	31	28	24	23	1	1	1				
Brookline	28	28	27	29	9	10	10	9	1	1	1	1							
Dover	57	57	56	56	24	24	24	24	1	1	2	1							
Dummerston	108	108	108	108	24	24	24	24	1	1	1	1							
Grafton	115	114	118	110	37	38	38	35	5	5	5	5							
Guilford	116	116	115	115	71	71	71	70	2	2	1	1							
Halifax	98	98	98	98	42	40	41	37			1								
Jamaica	164	160	163	160	32	30	31	30	3	2	2	3							
Londonderry	204	204	202	201	42	41	42	41	8	5	5	5							
Marlboro	63	63	64	62	21	20	19	30											
Newfane	143	136	135	133	33	33	33	33	4	4	4	4							
Putney	177	177	177	177	60	60	60	60	5	5	5	5							
Rockingham	322	323	321	314	247	246	246	251	10	9	9	10							
Somerset	6	7	6	6	11	11	11	11											
Stratton	24	24	24	24	12	12	12	12	2	2	2	2							
Townshend	157	156	155	154	25	25	25	25	7	7	7	6							
Vernon	89	88	88	86	25	24	24	34	11	9	9	8							
Wardsboro	105	106	105	102	22	24	22	21	2	4	3	3							
Westminster	205	208	208	208	30	30	30	30	3	3	3	3							
Whitingham	108	109	105	103	96	95	94	96	1	1	1	2							
Wilmington	144	144	144	154	85	82	82	81	1	1	1	1							
Windham	80	80	80	80	5	5	5	5	5	5	5	5							
Total	3656	3642	3636	3611	1496	1483	1484	1467	104	97	93	92	1	1	1	1	1	1	1

We hereby certify that the foregoing is a true list of the certificates from the various towns in the County of Windham, and a true canvass of the votes given in said County for Electors of President and Vice President of the United States, made the third day of November, A.D. 1880.

*Spencer Trask* Deputy Governor  
*Chauncey H. Donnell* Secretary of State  
*William W. Tuckey* Speaker of the House of Representatives

STATE OF VERMONT.

CANVASS OF VOTES

ELECTORS OF PRESIDENT AND VICE PRESIDENT.

Windsor County.	Fred. W. Johnson	John T. Corey	Charles M. Wood	Edw. White	Robert J. Humphrey	Isaac J. Felt	Patrick J. Stewart	George M. Dearborn	Isaac W. Caswell	Henry W. Dudley	William W. Paul	Abner W. Thayer	Alfred W. Johnson	Amos S. Johnson	Walter S. Johnson	James O. Field	Samuel J. Johnson
Andover	91	91	91	89	8	7	7	8									
Baltimore	7	7	7	7	3	3	3	3	1	1	1	1					
Barnard	131	131	131	131	32	20	20	149	3	3	3	3					
Bethel	257	253	254	230	91	88	89	91	3	2	2	2					
Bridgewater	115	114	114	114	64	60	62	60	4	3	4	3					
Cavendish	202	202	202	202	42	42	42	42	4	4	4	4					
Chester	262	254	253	254	53	44	45	49	6	5	5	5					
Hartford	388	389	387	388	174	160	161	160	3	1	2	1					
Hartland	234	229	228	229	52	49	49	48	1				1	2	1	2	
Ludlow	280	274	276	272	72	68	68	68	12	9	9	9					
Norwich	154	152	151	151	75	73	75	75	4	4	5	4					
Plymouth	116	113	112	111	14	13	14	14									
Pomfret	140	137	138	137	20	20	19	20									
Reading	117	117	117	117	32	32	32	32	3	3	3	3					
Rochester	254	253	251	250	23	23	23	23									
Royalton	201	197	197	192	61	59	58	57	10	9	9	9					
Sharon	105	102	104	103	55	55	55	53	3	2	2	2					
Springfield	490	490	490	490	116	116	116	116	31	29	29	29					
Stockbridge	172	169	166	166	25	24	24	26	2	3	2	3					
Weathersfield	161	155	154	155	30	29	29	30	1	1	1	1					
Weston	156	152	153	153	22	22	22	21	3	3	3	3					
West Windsor	90	89	88	89	21	20	18	20	1	1	1	1					
Windsor	246	242	243	242	101	98	97	97	2	2	2	2					
Woodstock	382	373	372	370	123	122	122	121	8	8	8	8					
Total	4703	4685	4678	4662	1329	1282	1283	1283	105	93	95	92	1	2	1	3	1

We hereby certify that the foregoing is a true list of the certificates from the several towns in the County of Windsor, and a true canvass of the votes given in said County for Electors of President and Vice President of the United States, made the third Tuesday of November, A. D.

Edward T. Johnson, Governor.  
 Chauncey M. Stewart, Secretary of State.  
 William W. Johnson, Speaker of the House of Representatives.

STATE OF VERMONT.

CANVASS OF VOTES

FOR  
ELECTORS OF PRESIDENT AND VICE-PRESIDENT.

AGGREGATE.

COUNTIES.	Marsh O. Perkins	L. Post Gross	Henry G. Bates	Frank B. White	Geo. M. Cheever	H. W. S. Shields	A. A. Lyne	Alvin C. Clouston	James A. Brown	Henry G. Brown	Wm. H. Dyer	Charles J. Wilson	Arthur H. Hanson	Wm. Shields	W. A. Williams	Wm. Johnson	R. S. Fulton	George S. Woodhull	Alfred S. Johnson	Walter S. Curtis	Edward G. Miller	Scattering
Addison	4314	4312	4310	4306	374	372	372	373	81	81	81	81	81	36	36	35	35	20	20	20	20	8
Bennington	3086	3085	3085	3085	622	622	622	622	36	36	36	36	61	61	61	61	61	34	34	34	34	4
Caledonia	3474	3464	3449	3459	682	678	677	677	94	94	95	94	120	119	120	119	119	47	44	40	43	
Chittenden	4743	4758	4736	4737	1353	1350	1352	1351	53	54	52	53	89	91	89	90	63	63	63	63	64	
Essex	873	872	875	872	271	270	270	270	12	13	13	14	53	32	32	32	6	7	6	6	6	
Franklin	3444	3431	3428	3437	1125	1115	1116	1116	71	72	70	70	107	106	108	106	25	25	24	24	24	
Grand Isle	426	426	426	426	136	135	135	136	2	2	2	2	31	31	31	31	22	22	22	22	22	
Lamoille	2061	2061	2061	2061	383	383	384	383	27	27	27	27	23	23	23	23	57	57	57	57	57	
Orange	3067	3062	3061	3058	547	546	547	545	69	69	70	69	121	121	121	121	20	19	19	19	19	
Orleans	3412	3407	3408	3406	413	412	412	412	46	46	46	46	56	55	55	55	29	29	29	29	29	
Rutland	6794	6785	6774	6795	1630	1627	1624	1625	89	89	89	90	161	160	160	160	31	31	31	31	31	5
Washington	4476	4471	4465	4465	1356	1355	1354	1356	66	66	66	66	177	177	177	177	40	40	40	40	40	5
Windham	4829	4828	4828	4828	636	636	635	637	50	50	50	50	190	191	189	189	34	34	34	34	34	
Windsor	6128	6091	6082	6093	657	646	645	642	34	34	34	34	126	125	125	125	23	23	23	23	23	

REPUBLICAN                      DEMOCRAT                      GOLD DEMOCRAT                      PROHIBITIONIST                      POPULIST

Total

We hereby certify that the foregoing is a true list of the certificates from the several towns in the State of Vermont, and a true canvass of the votes given in said State for Electors of President and Vice-President of the United States, made the third Tuesday of November, A. D. 1896.

Nelson M. Fish                      Lieutenant Governor.  
 Chauncey H. Brownell                      Secretary of State.  
 William A. Lord                      Speaker of the House of Representatives.